

2022-2023 Accommodation Plan



Table of Contents

Section 1 — Capital and Accommodation Strategies	
Approved Capital Projects	5
Capital Projects Not Approved.....	6
Recommended Capital Priorities	7
Capital Projects Under Consideration.....	13
Recommended Planning Reviews	21
Contingency Plans.....	22
Holding Schools.....	26
Schools Closed/Open to Out-of-Attendance-Area Students.....	40
Future Planning Reviews	41
Surplus Property	42
Facility Partnerships and Community Hubs	43
Community and Demographic Trends	44
Future Schools	47
Section 2 — Enrolment	
Enrolment and Utilization.....	49
Section 3 — Programming	
Program Offerings	65
Section 4 — Facilities	
Facility Fabric	69

Accommodation Plan

It is the policy of the Simcoe County District School Board (SCDSB) to provide a comprehensive range of educational opportunities equitably distributed across a broad and diverse geographical area through sustainable community schools, while ensuring the operation of schools occurs in an effective, efficient, and economical manner. Capital planning is a continuous process where staff examine and propose strategies to address pressures associated with enrolment, utilization, facility condition, and program delivery. The Accommodation Plan may recommend changes to attendance areas, the construction of new schools, additions to existing schools, the renewal/upgrading of facilities, or the commencement of accommodation or program reviews as required.

The SCDSB has reviewed accommodation and facility conditions with a long-term vision of aligning enrolment with capacity while also maximizing program opportunities. The strategies over the past decade have resulted in over \$238 million in capital funding for new schools, replacement schools, additions/renovations, and to help facilitate school consolidations. As a result, the board is now able to concentrate efforts on accommodating new growth, student retention, programming, and facility renewal. The 2022-2023 Accommodation Plan is focused on the following:

Capital Projects:

The 2022-2023 Accommodation Plan identifies capital projects currently under consideration to address the board's most urgent and pressing needs. Ultimately, business cases for approved capital priorities will continue to be developed and submitted to address enrolment pressures due to growth, school consolidation, and facility condition, ensuring schools are in the correct location and are of sufficient size to serve their communities.

Planning Reviews:

Attendance Areas Review (AAR), Pupil Accommodation Reviews (PAR) and Program Reviews are utilized to balance enrolment within a family of schools, to ensure programming meets the needs of the students, and to address facility pressures.

Schools and Property Matters:

Through the Accommodation Plan, recommendations are made to determine holding schools, schools closed to out-of-attendance-area students, surplus property, partnerships, and future school sites.

Supporting Data and Initiatives:

This document contains information and analysis as it relates to enrolment, programming, and the board's facilities. This information is the basis for the strategies and recommendations set out.



Section 1

Capital and Accommodation Strategies

The following StoryMap link explores capital priority information and locations, highlighting approved capital priorities and their progression through design, approvals, construction and opening as well as future capital priority needs.

[CLICK HERE TO VIEW THE STORYMAP](#)

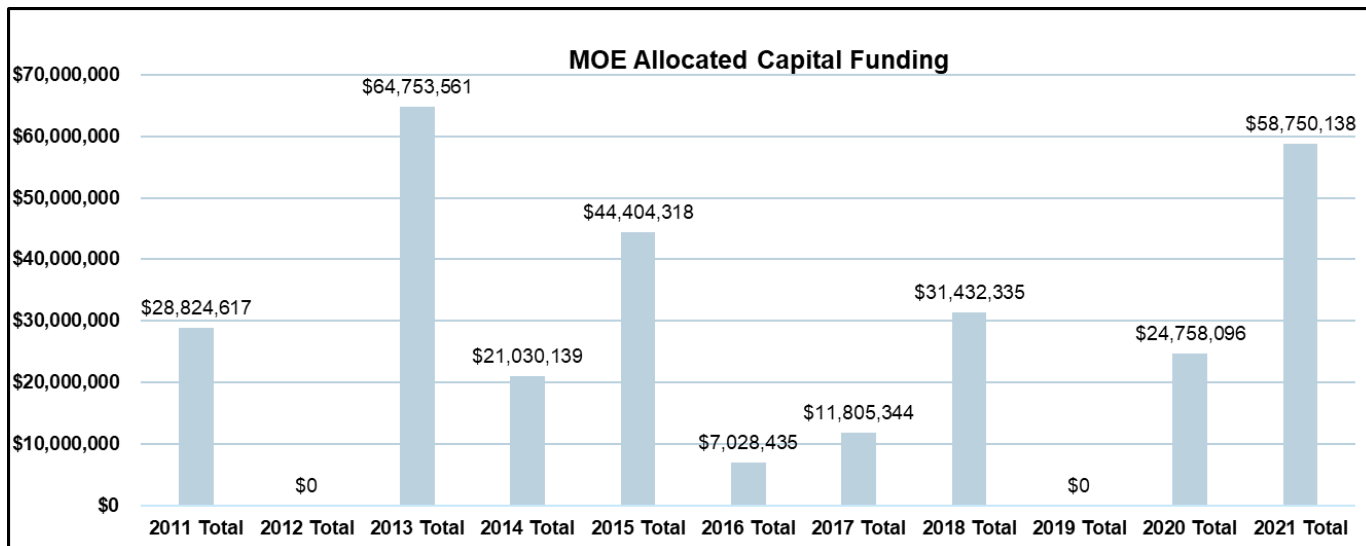


Capital Priorities Overview

2022-2023

Approved Capital Projects

The SCDSB has developed a multi-year comprehensive plan focusing on pressure points within the system, specifically facility condition, program delivery, and enrolment/utilization. The primary objective of the accommodation plan is to match enrolment with the location of educational facilities, and ensure that facilities are aligned with up-to-date teaching practices. Since 2011, the board has secured \$292 million in capital funding. The following chart represents the capital funding received from the Ministry of Education (MOE) since 2011.



The MOE funds capital projects taking into consideration the overall accommodation needs across the province. School boards are asked to prioritize their most urgent capital needs, and submit respective business cases in order to secure funding. Capital priority submissions were last completed in May 2021. The following summarizes the priorities that received capital funding approvals as a result of the last submission.

Capital Priorities 2021 Approved					
Priority Order	School Name	Type of Construction	OTG (On-the-Ground)	Child Care	Estimated Cost
1	Banting Memorial HS Replacement	Replacement School	1,288	Yes	\$41.5 Million
2	Killarney Beach PS addition	Renovation and Addition	187	No	\$7.2 Million
9	New Orillia elementary school	Growth Accommodation	357	No	\$9 Million
	Tecumseth Beeton ES	Child Care Renovation	N/A	Yes	\$1.1 Million

Capital Projects Not Approved

The following capital priorities were not approved as part of the 2021 capital priority cycle.

Capital Priorities 2021 Not Approved					
Priority Order	School Name	Type of Construction	OTG	Child Care	Estimated Cost
3	New Angus elementary school	Growth Accommodation	501	No	\$11 Million
4	New Alcona elementary school	Growth Accommodation	593	No	\$12.9 Million
5	New Alliston elementary school	Growth Accommodation	429	No	\$9.6 Million
6	New Barrie #1 Southwest elementary school (Salem Secondary Plan)	Growth Accommodation	501	No	\$11 Million
7	New Barrie #1 Southeast elementary school (Hewitt's Creek Secondary Plan)	Growth Accommodation	501	No	\$11 Million
8	New Bradford secondary school	Growth Accommodation	1,113	No	\$32.6 Million
10	Northwest Simcoe Secondary Schools	Facility Condition Growth Program	1,722	No	\$51 Million

Recommended Capital Priorities

On February 4, 2022, the MOE announced the next round of capital priorities with project eligibility focused on accommodation pressures due to growth, replacing schools in poor condition, past school consolidation decisions, and new licensed child care spaces in schools. Projects under consideration must be completed by the 2026-2027 school year. The 2022-2023 Capital Priorities program allows the board to submit a maximum of five project proposals, of which a minimum of two projects are to be new project proposals, while the remaining three can be drawn from the 2021-2022 Capital Priorities submission.

Based upon accommodation pressures and meeting the required timelines for completion, the following capital priorities were approved by the Board and submitted to the MOE for the 2022-2023 Capital Priorities submission:

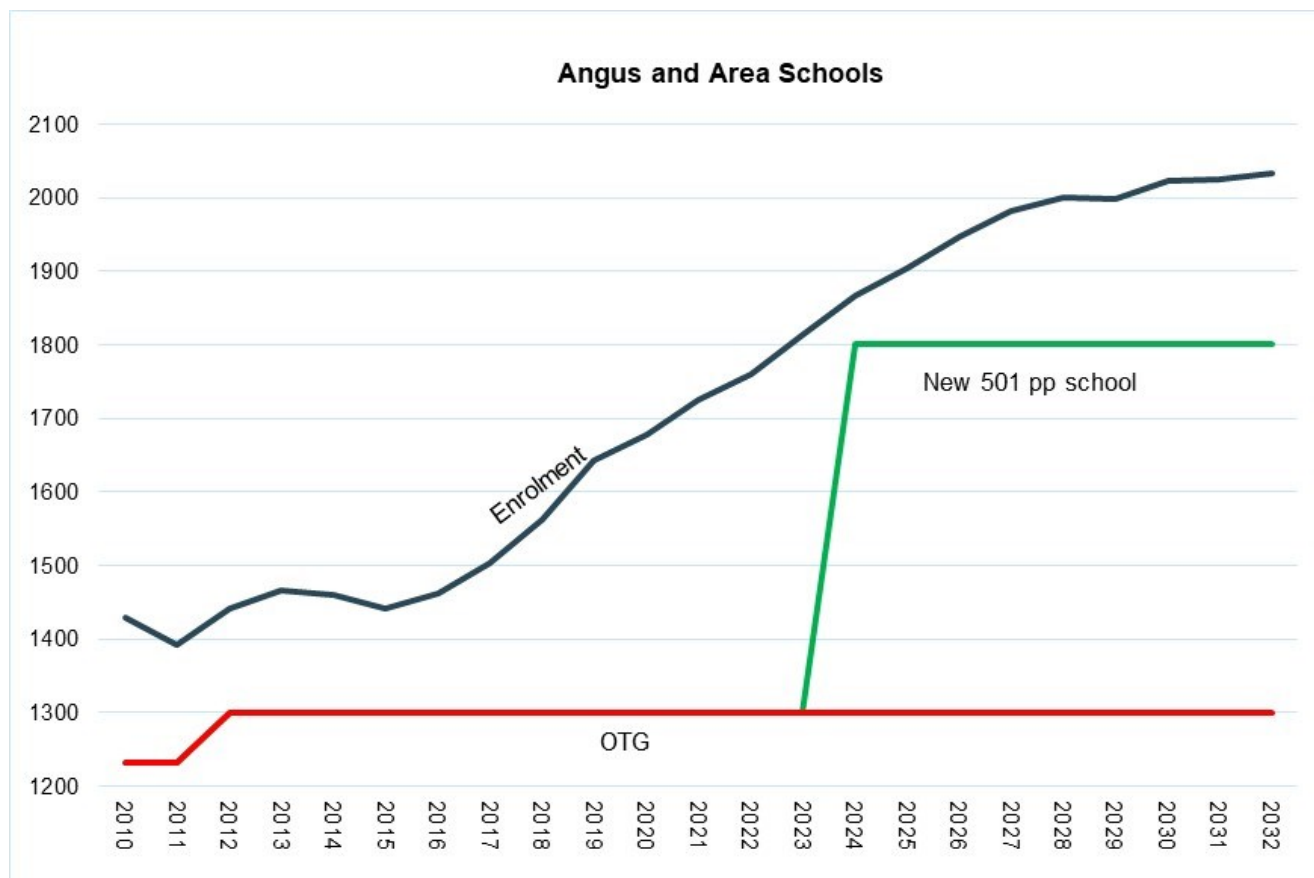
Capital Projects Recommended for the 2022-2023 Submission				
Ranking	School Name	Type of Construction	OTG	Estimated Funding
1	New Angus elementary school	Growth Accommodation	501	\$11.5 Million
2	New Alliston elementary school	Growth Accommodation	501	\$11.5 Million
3	New Bradford secondary school	Growth Accommodation	1127	\$33.5 Million
4	Nantyr Shores Secondary School	Growth Accommodation Addition	414 pp Addition 1,566 OTG	\$11.8 Million
5	Ardagh Bluffs PS	Growth Accommodation Addition	138 pp Addition 714 OTG	\$3 Million

Recommended Capital Priorities

Priority #1 New Angus es

New residential growth in the Angus area has been steadily increasing and is projected to continue. Currently, the elementary schools in the community are over capacity and projected to remain so over the long-term, increasing reliance on portable classroom accommodation. In 2017, the province allocated a net growth of approximately 420 people by 2031 to the Township of Essa, a population increase from 21,080 to 21,500. The Growth Plan was updated in 2020, increasing the growth of Essa to 34,800 people by 2051.

A new school in Angus is required to accommodate the current elementary enrolment growth, as well as providing a third school to help accommodate future students due to continued development. The board is recommending a 501 pupil place school. Board approval for the purchase of the identified elementary school site has been received.

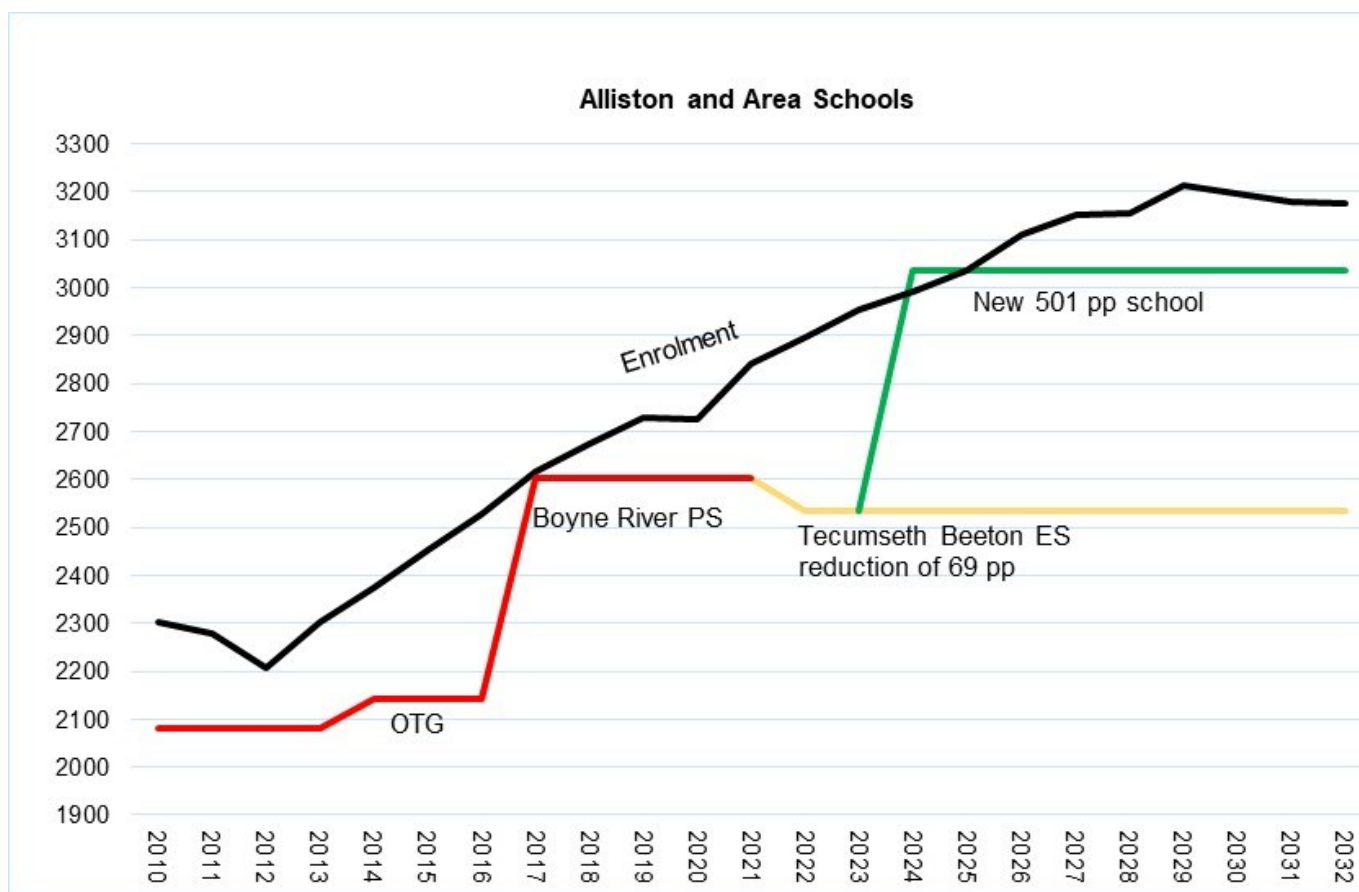


Recommended Capital Priorities

Priority # 2 New Alliston es

New residential growth in the Alliston area has been steadily increasing and is projected to continue. Currently, the elementary schools in the community are over capacity and projected to remain so over the long-term, increasing reliance on portable classroom accommodation. In 2017, the province allocated a net growth of approximately 21,755 people by 2031 to the Town of New Tecumseth, a population increase from 34,245 to 56,000. The Growth Plan was updated in 2020, increasing the growth of New Tecumseth to 81,530 people by 2051.

A new school in Alliston is required to accommodate the current elementary enrolment growth, as well as assist in accommodating enrolment growth resulting from the new development. The board is recommending a 501 pupil place school. The board is actively reviewing potential locations for the growth school. The following graph depicts pressures in the community.



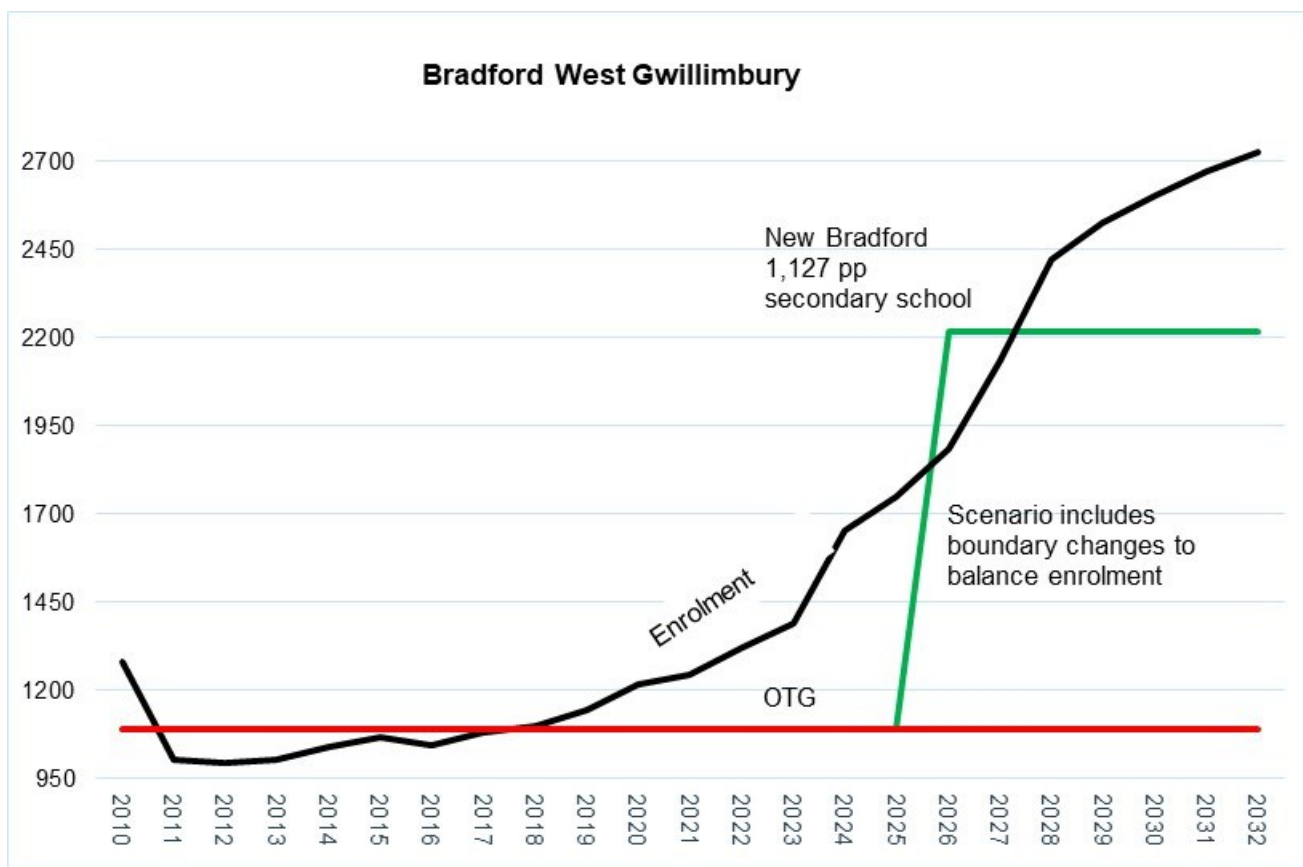
Recommended Capital Priorities

Priority #3 New Bradford ss

Bradford and the surrounding area has experienced significant growth in the elementary panel over the past seven years. This enrolment is beginning to translate into the secondary panel. In order to address the growth, a new Bradford secondary school will be needed within a five year window. The new Bradford secondary school will also support the Banting Memorial HS replacement secondary school by ensuring enrolment is balanced.

Currently, the elementary schools and the secondary school in the community are over capacity and projected to remain so over the long-term, increasing reliance on portable classroom accommodation. In 2017, the province allocated a net growth of approximately 15,175 people to the Town of Bradford West Gwillimbury by 2031, which is a population increase from 35,325 to 50,500. The Town has already reached their targeted growth. The Growth Plan was updated in 2020, increasing the growth of Bradford West Gwillimbury to 85,610 people by 2051.

A new school in Bradford is required to accommodate the future secondary enrolment growth that currently exists in the elementary schools. The board is recommending a 1,127 pupil place school. The board is actively reviewing potential locations for the school. The following graph depicts the need for a new secondary school.



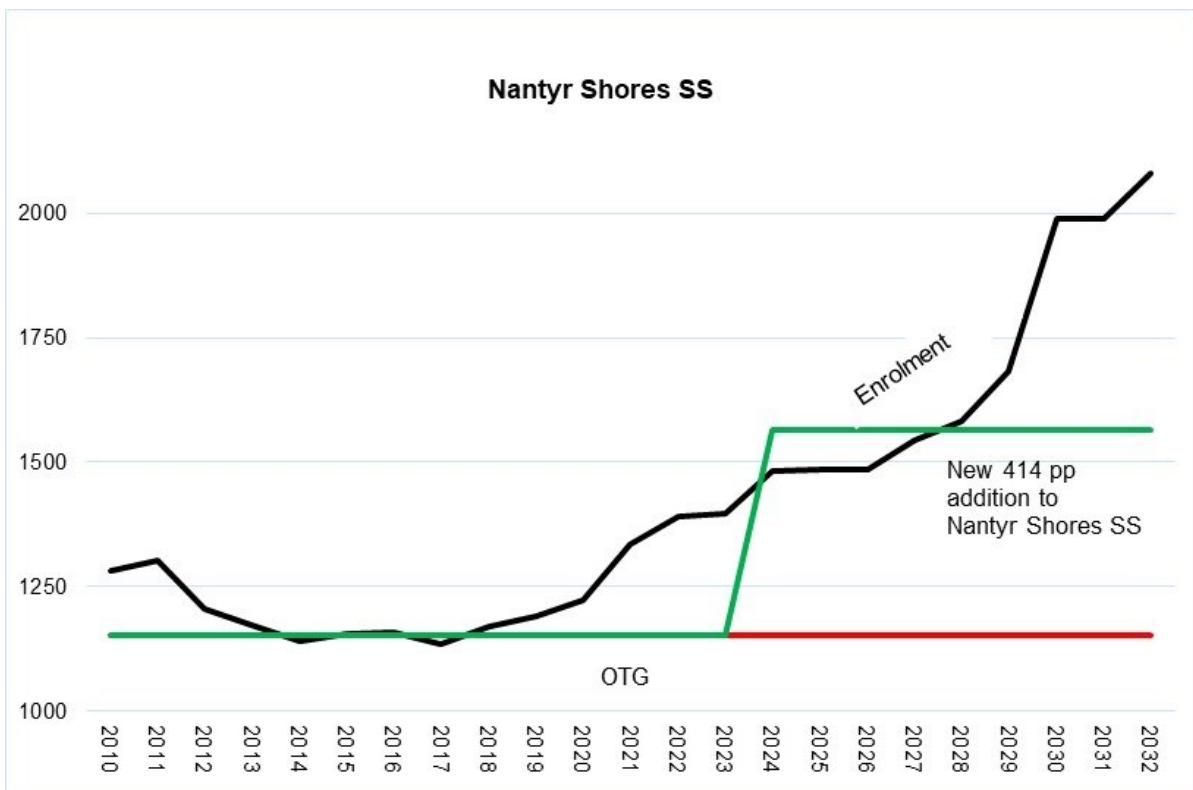
Recommended Capital Priorities

Priority #4 Nantyr Shores SS - Addition

In 2017, the province allocated a net growth of approximately 19,435 people by 2031 to the Town of Innisfil, a population increase from 36,565 to 56,000. The Growth Plan was updated in 2020, increasing the growth of Innisfil to 84,570 people by 2051. This growth translates into an additional eight to 10 elementary schools and one and a half secondary schools.

Currently, the Town of Innisfil is in the planning stages of a new community centered around the GO station known as the Orbit. The Orbit is a forward thinking community where housing is proposed to be affordable with walking access to transit, arts, technology, businesses, healthcare and the waterfront. The board is working with the Town regarding the overall school needs for this new community.

The board is recommending a two story 414 pupil place addition onto Nantyr Shores SS, resulting in a new OTG of 1,566. This addition is needed as a result of the continued growth of students within the elementary feeder schools of Nantyr Shores SS. Given the difficulty in securing a new school site at this stage of municipal planning, combined with current growth initiatives, the addition will be necessary. The following graph depicts that the addition will not compromise a future business case for a new school given the overall growth within this area. Staff will continue to seek possible land acquisition for an additional secondary growth school for the future as the municipal planning process continues.

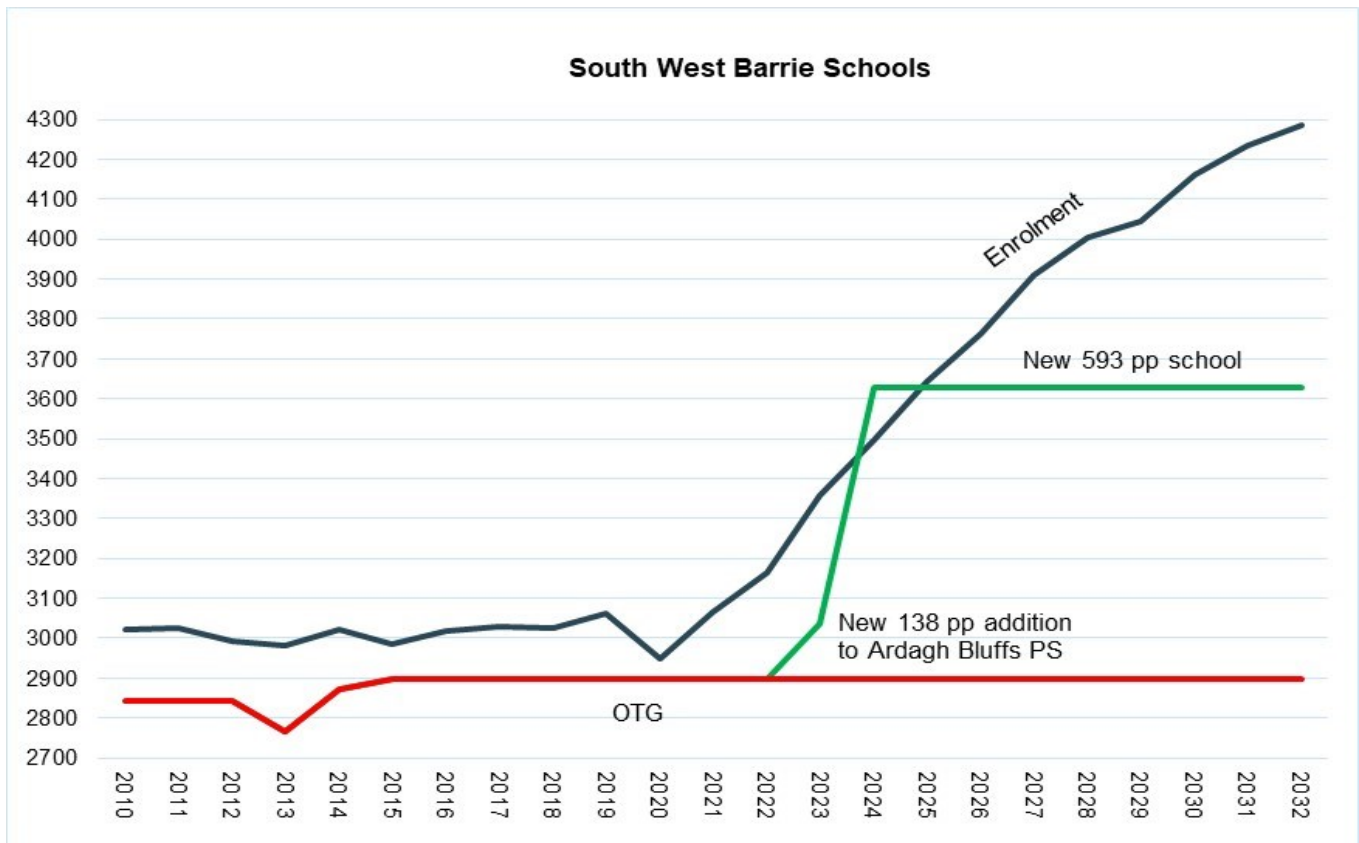


Recommended Capital Priorities

Priority #5 Ardagh Bluffs PS - Addition

The City of Barrie has designated the Essa Road corridor as an intensification node. Large single family lots are beginning to be amalgamated and redeveloped. There are approximately 487 residential units either under construction or awaiting permit approval, 188 residential units awaiting final clearance, and another 2,537 units being proposed. The majority of these developments are medium and high density. Conservative student yields will still generate approximately 450 students. Given that development in this area is mostly intensification and redevelopment, acquiring a new school site is not feasible. The schools within this area of Barrie are relatively large in nature and all, with the exception of Ardagh Bluffs PS, have had additions.

The board is recommending a 138 pupil place third story addition onto Ardagh Bluffs PS, resulting in a new OTG of 714. When the school was built in 2010, the board constructed the school to accept a vertical addition. Given the difficulty of securing a new school site in this portion of Barrie, and the intensification initiatives, the addition will be necessary. The following graph depicts the growth within the area, as well as holding students from the beginning phases of the Salem Secondary Plan. The addition, as well as additional schools within the secondary plan area, will be required in the future.



Capital Projects Under Consideration

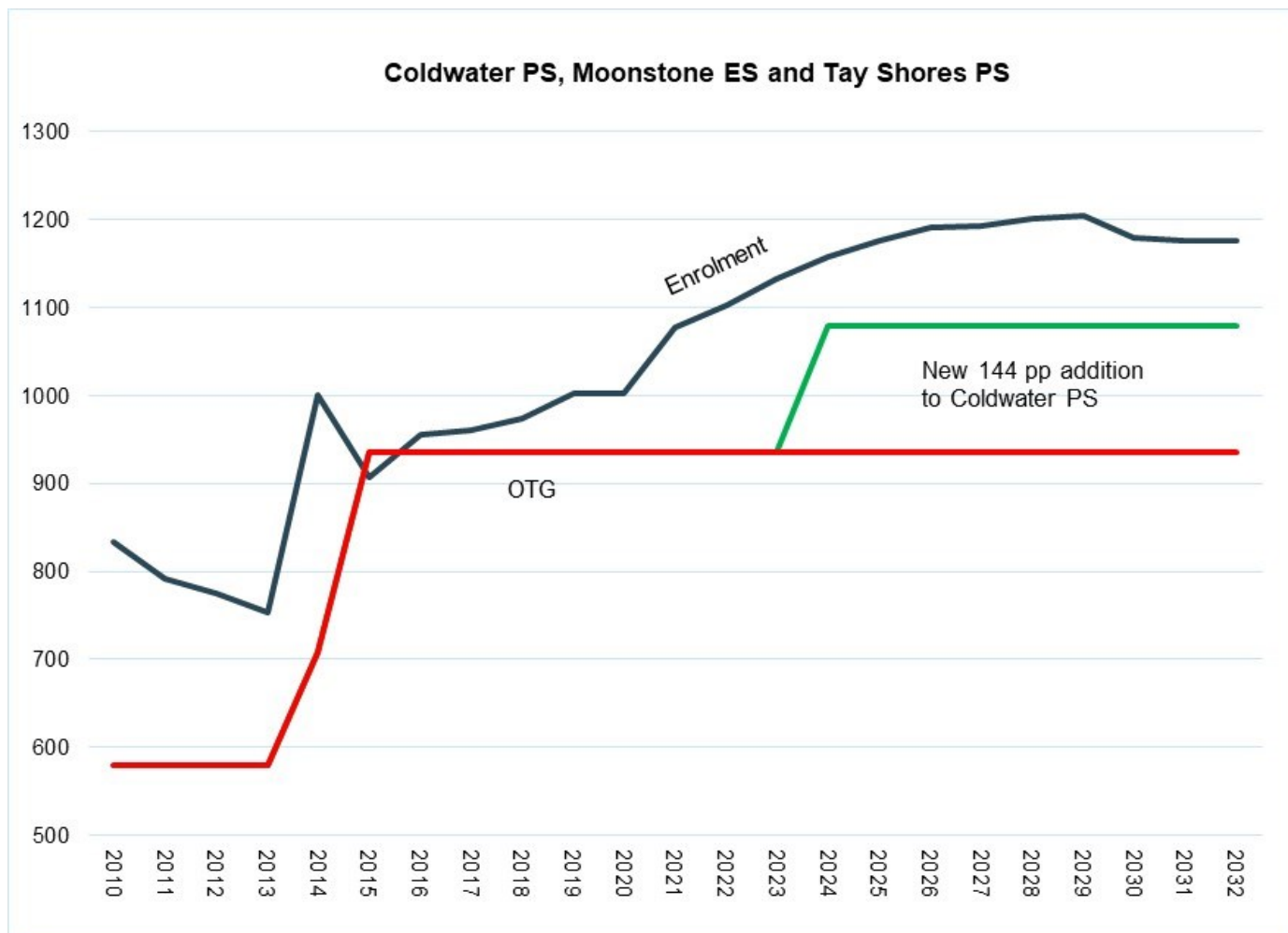
Given that the 2022-2023 Capital Priorities program requested only five project proposals which are to be completed by 2026-2027, the SCDSB has further accommodation pressures which will need to be addressed. The following list shows additional capital priorities required. Note that accommodation planning and MOE submission timelines are fluid and it is anticipated further projects will be added as time progresses. These priorities will be evaluated, prioritized and presented to the Board of Trustees for consideration based on future MOE capital priority timing and criteria.

2022 Future Capital Projects			
Elementary			
Coldwater PS	Growth Accommodation Addition	144 pp Addition 481 OTG	\$3.3 Million
New Alcona es with Child Care	Growth Accommodation	593	\$14.5 Million
New Barrie #1 and #2 es (Hewitt's Creek Secondary Plan)	Growth Accommodation	593	\$12.8 Million
New Barrie #1 Southwest es (Salem Secondary Plan)	Growth Accommodation	593	\$12.8 Million
New Tottenham es	Growth Accommodation	406	\$9.6 Million
Secondary			
Collingwood CI Replacement	Replacement School	1,104	\$32.4 Million
New Wasaga Beach ss	Growth Accommodation	782	\$23.6 Million

Capital Projects Under Consideration

Coldwater PS - Addition

Within the Coldwater area there has been minimal development; however, given the home prices and changing demographics, smaller communities in the County have become attractive housing choices for families. An addition onto Coldwater PS, as well as attendance boundary changes, will help support the utilization pressures. The board is recommending a 144 pupil place addition onto Coldwater PS, resulting in a new OTG of 481. The following graph depicts the growth within the area.



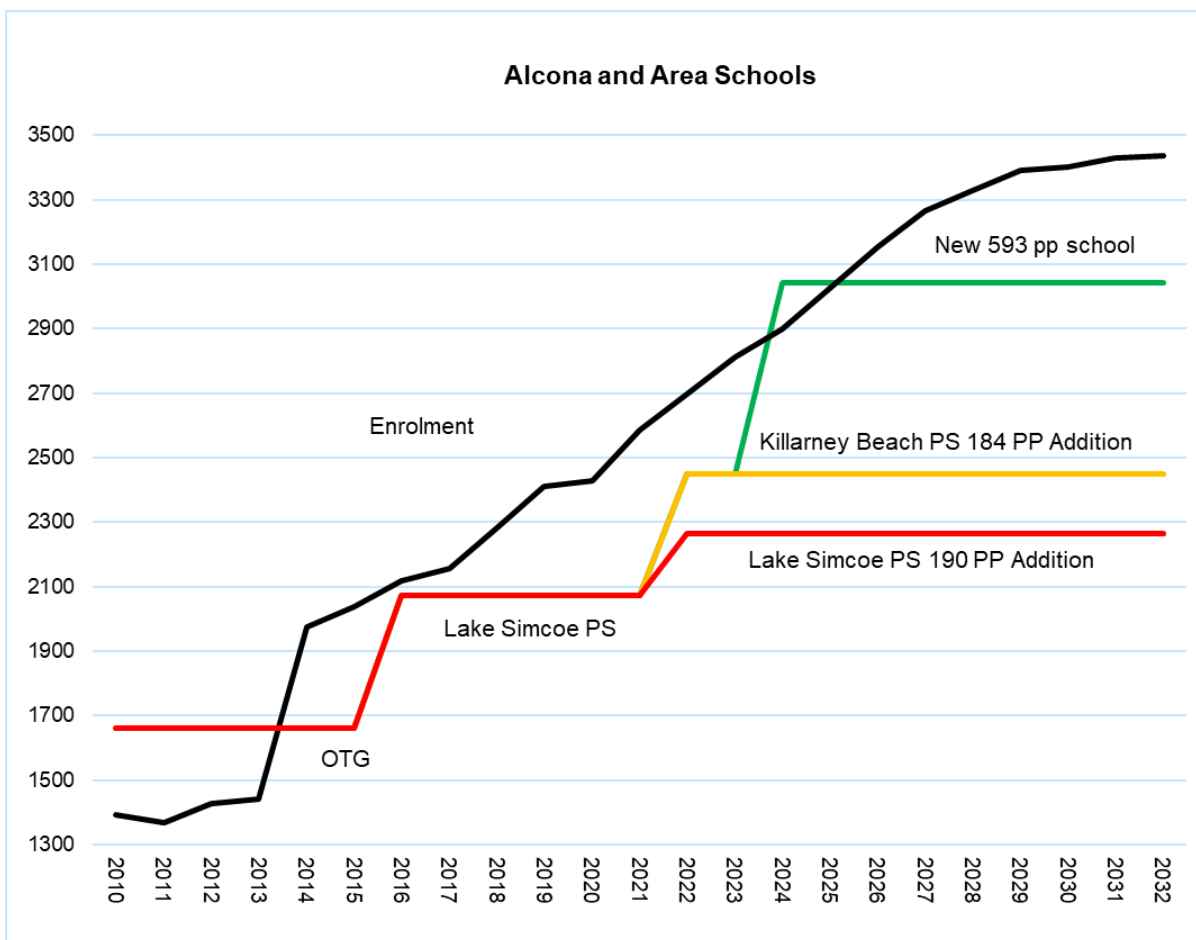
Capital Projects Under Consideration

New Alconas

In 2017, the province allocated a net growth of approximately 19,435 people by 2031 to the Town of Innisfil, a population increase from 36,565 to 56,000. The Growth Plan was updated in 2020, increasing the growth of Innisfil to 84,570 people by 2051. This growth translates into an additional eight to 10 elementary schools and one and a half secondary schools.

Currently, the Town of Innisfil is in the planning stages of a new community centered around the GO station known as the Orbit. The Orbit is a forward thinking community where housing is proposed to be affordable with walking access to transit, arts, technology, businesses, healthcare and the waterfront. The board is working with the Town regarding the overall school needs for this new community.

As illustrated in the graph below, the two new additions for Lake Simcoe PS (approved) and Killarney Beach PS (approved) will not compromise future business cases for a new school given the overall growth within this area. Staff continue to seek possible site candidates for a future school.



Capital Projects Under Consideration

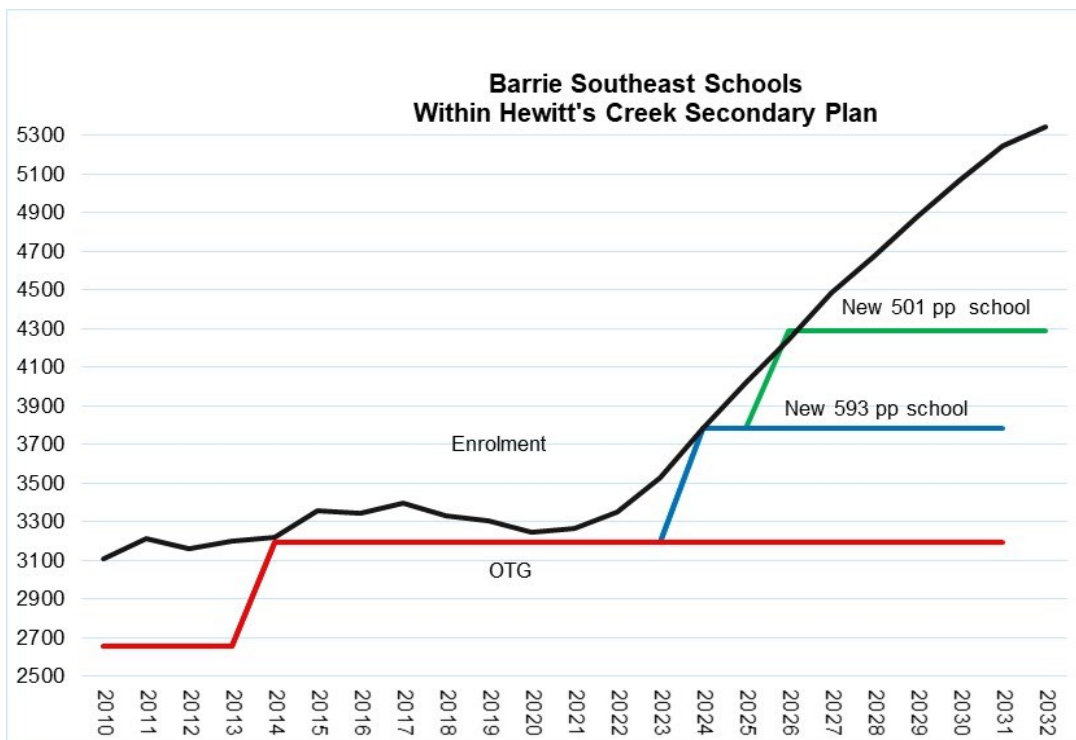
New Barrie #1 and #2 Southeast es Hewitt's Creek Secondary Plan

In 2017, the province allocated a net growth of approximately 68,657 people by 2031 to the City of Barrie, a population increase from 141,343 to 210,000. The Growth Plan was updated in 2020, increasing the growth of Barrie to 298,000 people by 2051.

Draft plan applications have now been submitted for approximately 13,834 units in the Hewitt's Creek Secondary Planning Area. A growth school is required in phase one to accommodate the first phase of housing. The following chart is the City of Barrie's building permit estimates out to 2025 for the Hewitt's Creek Secondary Plan specifically.

Projected Building Permits - Hewitt's Creek Secondary Plan					
City of Barrie 2020					
2021	2022	2023	2024	2025	Total
578	1580	1399	1203	819	5,579

Two new schools in the southeast portion of the City of Barrie, within the Hewitt's Creek Secondary Plan, will be required. The new elementary school size will be dependent on school site characteristics which will be determined as further due diligence is completed. A minimum school size of 501 pupil places is recommended in order to support the substantial enrolment growth expected in this area of Barrie. The following graph depicts the needs for new elementary schools.



Capital Projects Under Consideration

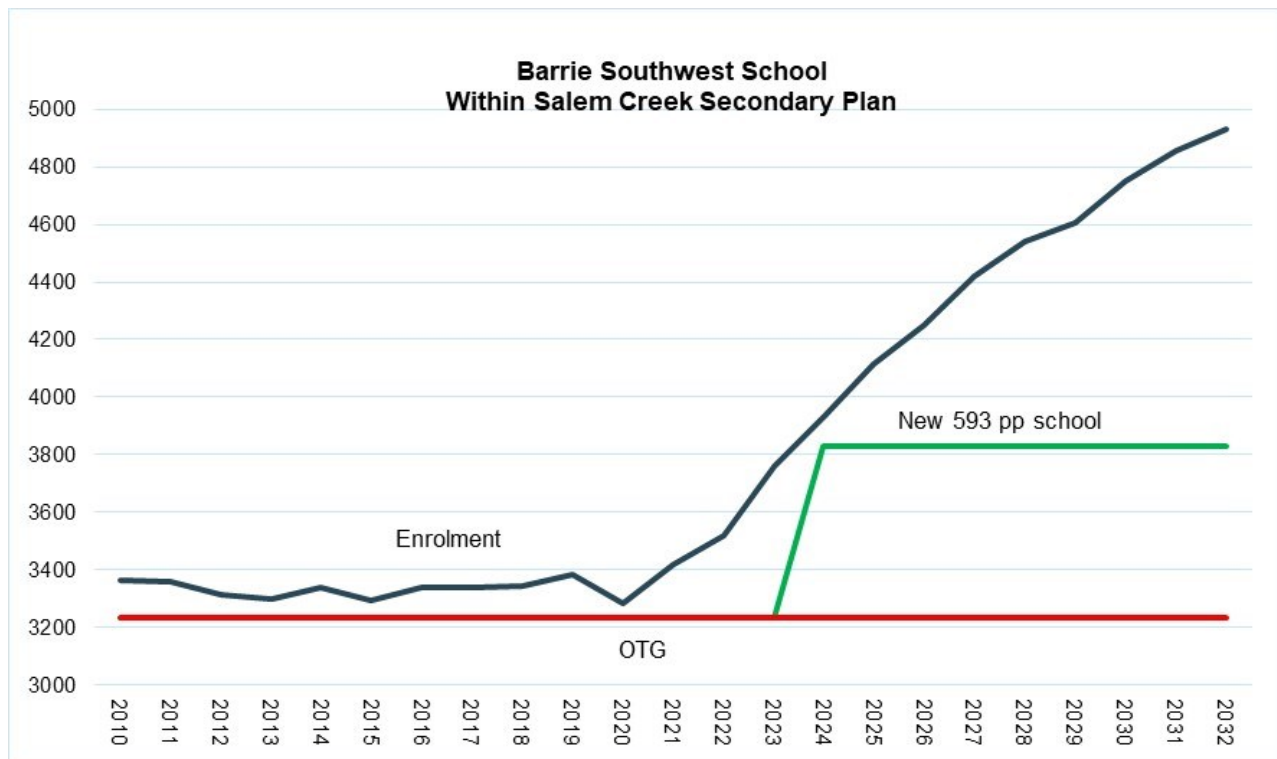
New Barrie #1 Southwest es Salem Secondary Plan

In 2017, the province allocated a net growth of approximately 68,657 people by 2031 to the City of Barrie, a population increase from 141,343 to 210,000. The Growth Plan was updated in 2020, increasing the growth of Barrie to 298,000 people by 2051.

Draft plan applications have now been submitted for approximately 6,897 units in the Salem Secondary Planning Area. Servicing for the first phase of development is currently under construction. A growth school is required in phase one to accommodate the first phase of housing. The following chart is the City of Barrie's building permit estimates out to 2025 for the Salem Secondary Plan specifically.

Projected Building Permits - Salem Secondary Plan					
City of Barrie 2020					
2021	2022	2023	2024	2025	Total
645	782	661	300	320	2,708

A new elementary school within the Salem Secondary Plan is recommended. The new school size will be dependent on site characteristics and limitations. A minimum school size of 501 pupil places will begin to support the enrolment growth in this area of the City of Barrie. The following graph depicts the need for a new elementary school.



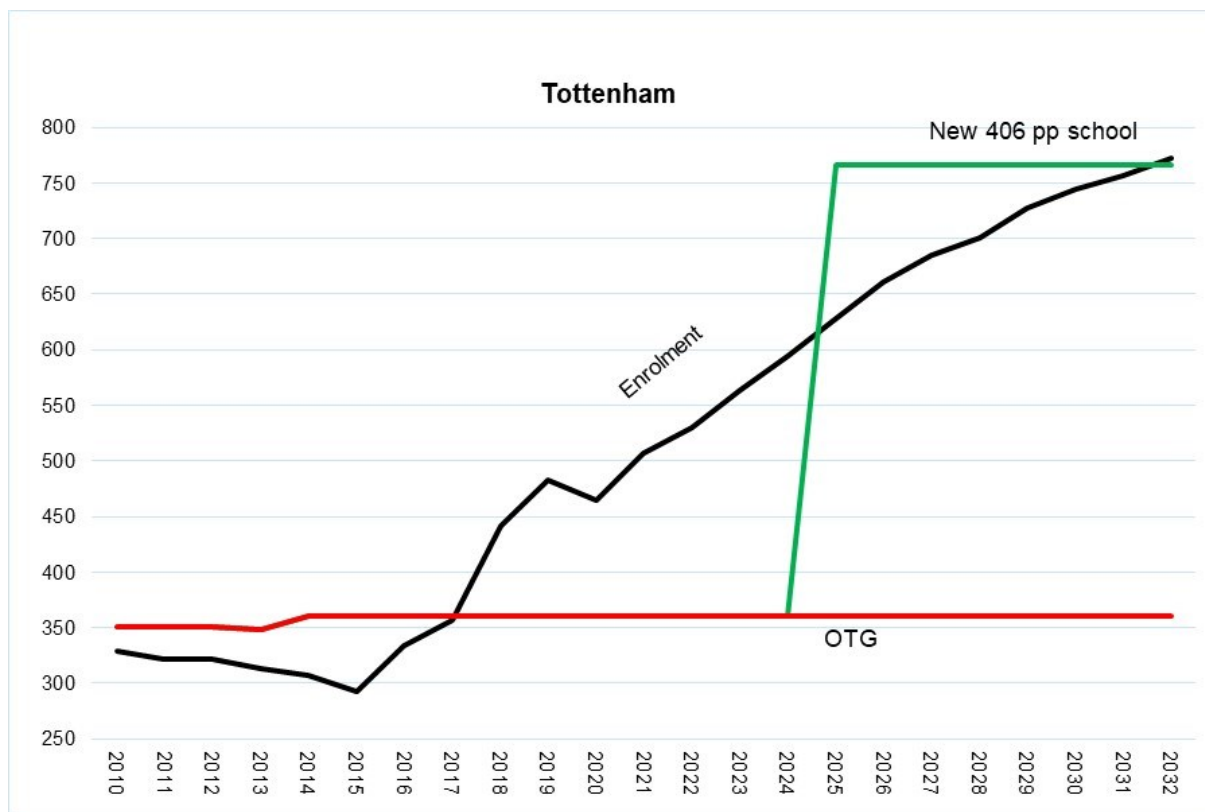
Capital Projects Under Consideration

New Tottenham es

In 2017, the province allocated a net growth of approximately 21,755 people by 2031 to the Town of New Tecumseth, a population increase from 34,245 to 56,000. The Growth Plan was updated in 2020, increasing the growth of New Tecumseth to 81,530 people by 2051.

The community of Tottenham has had an approved secondary plan in place for over 20 years. In the past four years construction has begun to escalate. Tottenham PS is over capacity and projected to remain so over the long-term, increasing reliance on portable classroom accommodation. There are 570 units that have received approval and/or soon will be under construction. The adjacent community of Colgan has recently cleared approximately 650 new residential units to begin construction. Based upon the location, this area would be suited to be accommodated within Tottenham, supporting the proposed new school. There are another 60 units which are draft plan approved, with an additional 575 units being proposed within the community of Tottenham.

Kindergarten and primary enrolment at Tottenham PS has increased significantly over the past two years. Looking ahead, it is expected that enrolment at Tottenham PS will increase to approximately 770 students. An addition at Tottenham PS would be difficult due to the site configuration along with inadequate ancillary spaces such as the gym and library. The capital project under consideration is to construct a new 406 pupil place school.



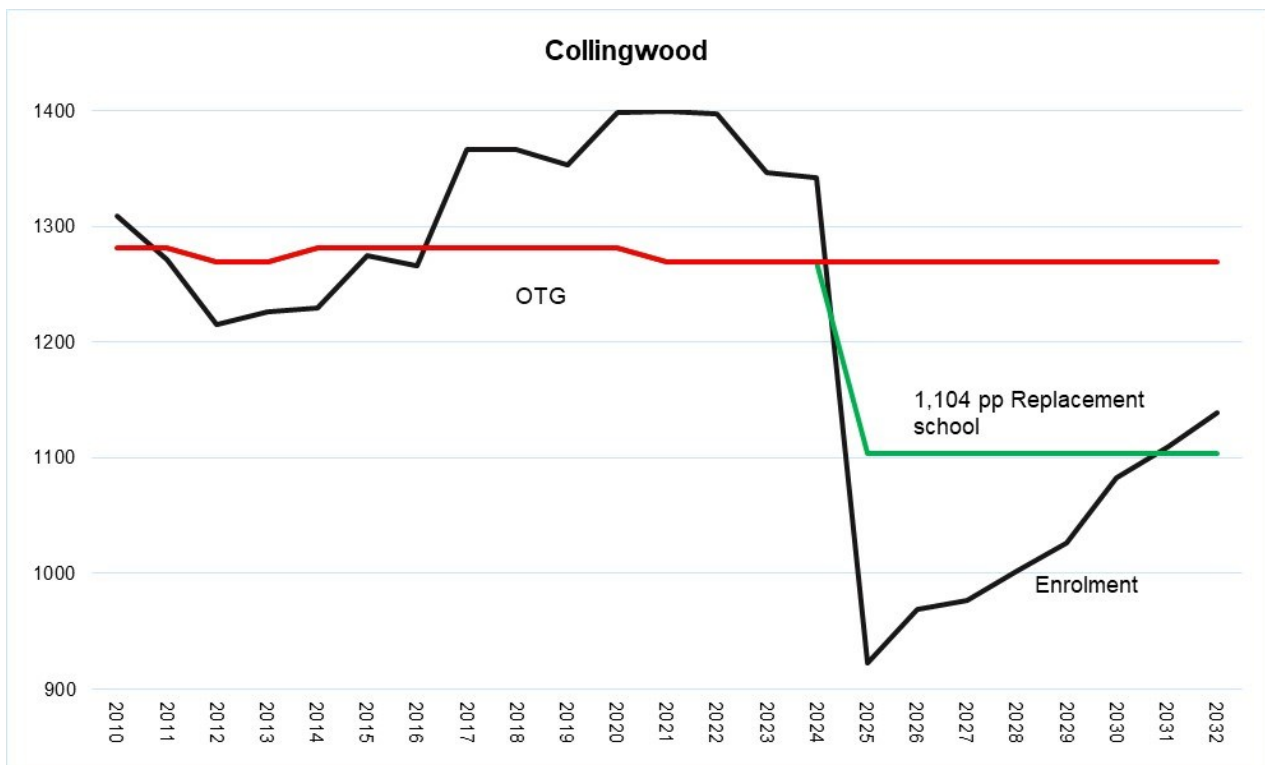
Capital Projects Under Consideration

Collingwood CI Replacement School

Currently, the elementary and secondary schools in the northwest communities are over capacity and projected to remain so over the long-term, increasing reliance on portable classroom accommodation. In 2017, the province allocated a net growth of approximately 11,607 people by 2031 to Collingwood, a population increase from 21,793 to 33,400. The Growth Plan was updated in 2020, increasing the growth of Collingwood to 43,230 people by 2051.

A variety of interconnected factors are present in the northwest portion of the SCDSB's jurisdiction. Collingwood CI faces significant facility condition pressures coupled with significant planned residential growth for the Town. The Town of Wasaga Beach, which currently does not have a secondary school, will see significant residential growth over the coming decade, eventually justifying the need for a new secondary school.

The board is recommending a 1,104 pupil place replacement school for Collingwood CI, with the ability to place a future addition to support future growth if necessary. The replacement school will ensure that there is a secondary school available to support the community while the board secures future growth school funding in both the Town of Collingwood and The Town of Wasaga Beach. The following graph illustrates Collingwood enrolment impacts with a replacement school while contemplating a new Wasaga Beach secondary school.



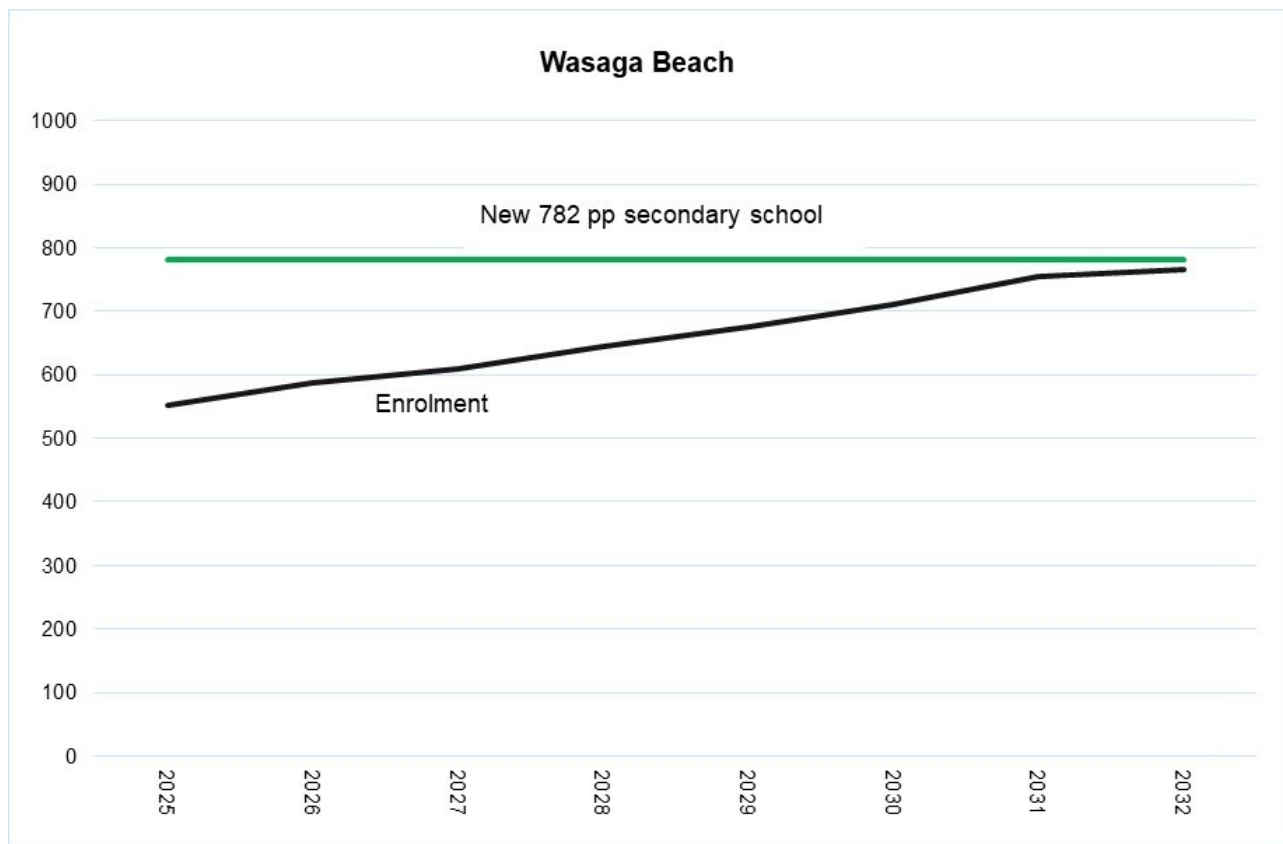
Capital Projects Under Consideration

New Wasaga Beach ss

Currently, the elementary and secondary schools in the northwest communities are over capacity and projected to remain so over the long-term, increasing reliance on portable classroom accommodation. In 2017, the province allocated a net growth of approximately 6,825 people by 2031, a population increase from 20,675 to 27,500. The Growth Plan was updated in 2020, increasing the growth of Wasaga Beach to 37,980 people by 2051.

A variety of factors are present in the northwest portion of the SCDSB's jurisdiction. Collingwood CI faces significant facility condition pressures coupled with significant planned residential growth for the Town. The Town of Wasaga Beach, which currently does not have a secondary school, will see significant residential growth expected over the coming decade, generating the need for a new secondary school. The new Wasaga Beach secondary school will also support the Collingwood CI replacement secondary school strategy by ensuring enrolment is balanced.

The board is recommending a new 782 pupil place secondary school. The following graph illustrates that the new school will be required in the future.



Recommended Planning Reviews

The SCDSB recognizes the importance of the learning environment quality for students. Factors such as changing demographic conditions, partnership opportunities, and the MOE funding model, affect the ability of the board to operate and maintain its schools effectively and efficiently to support student achievement. A review of these factors may result in the need to develop alternative solutions to student accommodation within a planning area or adjacent planning areas. Historically, three types of planning studies were used by the board when the above criteria needed to be addressed: AAR, Program Reviews, and PAR. Due to MOE direction, accommodation reviews are currently unavailable to school boards as a means to address accommodation pressures.

No additional planning reviews are being recommended at this time. The following chart highlights previously approved studies that are in various stages of progress.

Planning Studies In Progress			
Study Name	Elementary Schools Involved	Secondary Schools Involved	Status
Attendance Area Review (AAR)			
AAR 2017:01 Secondary	Nottawasaga Pines SS Banting Memorial HS Bear Creek SS Feeder Schools	South Secondary Barrie Secondary	Proposed boundaries will be provided once the Banting Memorial Replacement ss opening date is established.
AAR 2018:01	Birchview Dunes ES Worsley ES New Wasaga Beach es	Northwest Elementary	Proposed boundaries will be provided once the opening date of the New Wasaga Beach es is established.
AAR 2020:01	Cundles Heights PS Maple Grove PS	Barrie North CI Eastview SS	Boundary Review completed March 2022.
AAR 2020:02	Baxter Central PS Portage View PS	Bear Creek SS Barrie North CI Nottawasaga Pines SS	Boundary Review to commence spring 2022.
Pupil Accommodation Review (PAR)			
No active PARs			
Program Review			
Program Review 2018:01	Guthrie PS Forest Hill PS W.R. Best Memorial PS New Oro-Medonte es	Central Elementary	Proposed boundaries will be provided once the opening date of New Oro-Medonte es is established.
Program Review 2020:01	Allandale Heights PS Assikinack PS Warnica PS	French Immersion Program	Program Review to commence spring 2022.
Program Review 2020:02	French Immersion Feeder Schools	French Immersion Program	Program Review to commence fall 2022.

Contingency Plans

The board has established Policy 2317 – School Attendance Areas, which addresses the ability to relocate a school population in the event that a school facility is not able to remain open.

The Superintendent of Business and Facility Services, in consultation with the Director of Education, may direct students within a school attendance area to attend an alternate school and forthwith advise the Board of Trustees and the public of the decision and the reasons thereof.

There are three circumstances in which contingency plans have been developed in the event of building failure or critical site limitations. Those being Forest Hill PS, Banting Memorial HS, and Shanty Bay PS. The creation of two additional contingency plans are being recommended, Collingwood CI has reached a high Facility Condition Index (FCI) and Angus Morrison ES and Pine River ES are approaching their site limitations of portables and as such, preparation of contingency plans are being recommended.

Forest Hill PS

The Forest Hill PS septic system was assessed through the Ministry of Environment, Conservation and Parks (MOECP) in 2013, with a Provincial Officers Order to Comply issued. The board submitted an application to replace the septic system in 2014. The Environmental Compliance Approval permits occupancy up to 750 people. As a result, a contingency plan of how to accommodate the school population has been formed to ensure student learning is not interrupted.

The following contingency plan has been put into place as of September 2020. If additional classes are required due to class size or enrolment changes resulting in the need for additional portables, those additional classes would be accommodated at Terry Fox ES.

Summary of contingency plan:

- locate necessary portables at Terry Fox ES;
- create bus routing plans (Simcoe County Student Transportation Consortium [SCSTC]);
- Associate Director, Superintendent of Area A, Superintendent of Business and Facility Services, Principals of Forest Hill PS and Terry Fox ES and Principal of Program will determine the junior/intermediate grades to be accommodated at Terry Fox ES;
- prepare communication plans; and,
- create a list of class resources to be moved.

Contingency Plans

Banting Memorial HS

Banting Memorial HS was assessed through the MOE facility audit program in 2016 resulting in an FCI of 31 percent. A new assessment would have been completed in 2020; however, due to school closures and stay at home orders, assessments were not completed. The board hired a third party contractor to complete the same ministry assessment in December 2020. Their findings indicate that the school has reached an FCI of 61 percent deeming the building “Critical to Repair,” approaching “Prohibitive to Repair.” Components such as power distribution systems, interior and exterior lighting systems, roofing, hot water boilers, domestic water distribution system, heated water distribution, radiation units, air handling units and greenhouse replacement, are some of the main components identified as reaching their life expectancy. There is a considerable amount of Asbestos Containing Materials (ACM) in the building which introduces logistical when it comes to maintaining, repairing, and renewing the building.

If any one of these components fail, the school, or portions thereof, would need to be closed. A replacement school was approved by the MOE. Studies and consultation are currently underway. An estimated opening date has not yet been established. In the interim, a contingency plan of how to accommodate the school population has been completed to ensure student learning can continue.

Given the size and age of the different portions of Banting Memorial HS, there may be isolated areas where components fail. Options available while emergency repairs are completed (two to 10 days) are:

- relocate students to other parts of the building;
- change hours of operation to accommodate class rotation; and,
- provide online classes.

If the majority or all of the building fails, options available while emergency repair is completed are (circumstances vary):

- advise the MOE that the school has been closed due to component failure and seek the following direction:
 - determine the maximum amount of instructional days needed for graduation; and,
 - determine if the school year can be extended.
- provide classes after school at Ernest Cumberland ES, Alliston Union PS, and/or Boyne River PS once elementary students have been dismissed;
- partner with Nottawasaga Pines SS;
- split the day in half (a.m. periods one and two, for Grades 11/12; p.m. periods three and four, for Grades 9/10), end classes early if near the end of the semester;
- explore other options by renting space in New Tecumseth Recreation Centre; and/or,
- access the Focus Building and Simcoe Shores SS location for programing support after school.

Contingency Plans

Shanty Bay PS

Shanty Bay PS was assessed through the MOE facility audit program in 2017. The report has now been finalized by the MOE and reported back to the board. The facility condition audit indicates that 69 percent of the components of Shanty Bay PS have reached their expected life cycle, deeming the building “Prohibitive to Repair.” Components such as sanitary waste, roofing, hot water boilers, heating water distribution, radiation units, branch wiring, and unit ventilators are some of the main components identified as at or over their useful life expectancy. If any of these components fail, the school may need to be closed. As a result, a contingency plan of how to accommodate the school population has been formed to ensure student learning can continue. A replacement school was approved by the MOE. Studies and consultation are currently underway. An estimated opening date has not yet been established. In the interim, the following is a summary of the contingency plan:

If a building component failed resulting in the school to be non-operational, the Shanty Bay PS community would be accommodated at Johnson Street PS within three business days following the building closure.

Summary of contingency plan:

- portables are available at Johnson Street PS if required;
- create bus routing plans (SCSTC);
- create a dedicated bus stop for the current walking community (SCSTC);
- prepare communication plans; and,
- create a list of class resources to be moved.

Contingency Plans

Collingwood CI

Collingwood CI was assessed through the MOE facility audit program in 2016. The facility condition audit has indicated that 33 percent of the components of Collingwood CI have reached their expected life cycle. A new assessment would have been completed in 2020 given the ministry's previous assessment cycle; however, due to school closures and stay at home orders, assessments were not completed. The board was able to hire a third party contractor to complete the same ministry assessment in December 2020. Their findings indicate that the school has reached an FCI of 57 percent, a component replacement of 21,180,102, deeming the building "Critical to Repair." Given the recent facility condition report, it is recommended that Facility Services staff meet with Collingwood CI administration to discuss the creation of a contingency plan.

Angus Morrison ES, Pine River ES and Nottawasaga Pines SS

The site limitations for the placement of additional portables has been reached on both Angus Morrison ES and Pine River ES and; therefore, a contingency plan needs to be created whereby Nottawasaga Pines SS temporarily accommodates intermediate students until a new Angus elementary school is constructed.

Holding Schools

Holding School Strategy:

Due to significant growth in Simcoe County, students generated from new subdivisions may not be able to be accommodated within local schools. Students from new developments may be directed to several schools to minimize over utilization. These subdivisions will be placed in an attendance area called a "Holding Area." Students will attend the named holding school until such time as a capital project is approved by the MOE resulting in an addition to the local school, or a new school is built within the community and attendance areas are adjusted.

The following charts and maps outline the areas within the board where holding areas are being utilized.

Development Holding		
Municipality	Development	Elementary School
Barrie Hewitt's Creek Secondary Plan	Phase O	Algonquin Ridge ES
	Phase P	Algonquin Ridge ES
	Phase Z	Algonquin Ridge ES
	Phase AA	Algonquin Ridge ES
	Phase I	Allandale Heights PS
	Phase J	Allandale Heights PS
	Phase K	Allandale Heights PS
	Phase L	Allandale Heights PS
	Phase W	Allandale Heights PS
	Phase FF	Allandale Heights PS
	Phase AAA	Allandale Heights PS
	Baywood Homes	Hewitt's Creek PS
	Phase M	Hewitt's Creek PS
	Phase N	Hewitt's Creek PS
	Phase S	Hewitt's Creek PS
	Phase Y	Hewitt's Creek PS
	Phase Q	Hyde Park PS
	Phase B	Mapleview Heights ES
	Phase F	Mapleview Heights ES
	Phase R	Mapleview Heights ES
	Phase U	Mapleview Heights ES
	Phase AAB	Mapleview Heights ES
	Phase AAC	Mapleview Heights ES
	Phase A	Willow Landing ES
	Phase D	Willow Landing ES
	Phase E	Willow Landing ES
	Phase G	Willow Landing ES
	Phase H	Willow Landing ES
	Phase T	Willow Landing ES
	Phase V	Willow Landing ES
	Phase EE	Willow Landing ES
	Yonge Go	Willow Landing ES

Holding Schools

The following charts and maps outline the areas within the board where holding areas are being utilized.

Development Holding			
Municipality	Development	Elementary School	Secondary School
Barrie Salem Secondary Plan	Phase P	Assikinack PS	Nottawasaga Pines SS
	Phase Q	Assikinack PS	Nottawasaga Pines SS
	Phase R	Assikinack PS	Nottawasaga Pines SS
	Phase B	Holly Meadows ES	Bear Creek SS
	Phase C	Holly Meadows ES	Bear Creek SS
	Phase D	Holly Meadows ES	Nottawasaga Pines SS
	Phase E	Holly Meadows ES	Nottawasaga Pines SS
	Phase H	Holly Meadows ES	Nottawasaga Pines SS
	Phase T	Holly Meadows ES	Nottawasaga Pines SS
	Phase I	Trillium Woods ES	Nottawasaga Pines SS
	Phase J	Trillium Woods ES	Nottawasaga Pines SS
	Phase K	Trillium Woods ES	Nottawasaga Pines SS
	Phase L	Trillium Woods ES	Nottawasaga Pines SS
	Phase A	W.C. Little ES	Bear Creek SS
	Phase G	W.C. Little ES	Nottawasaga Pines SS
	Phase M	W.C. Little ES	Nottawasaga Pines SS
	Phase N	W.C. Little ES	Nottawasaga Pines SS
Phase O	W.C. Little ES	Nottawasaga Pines SS	

Holding Schools

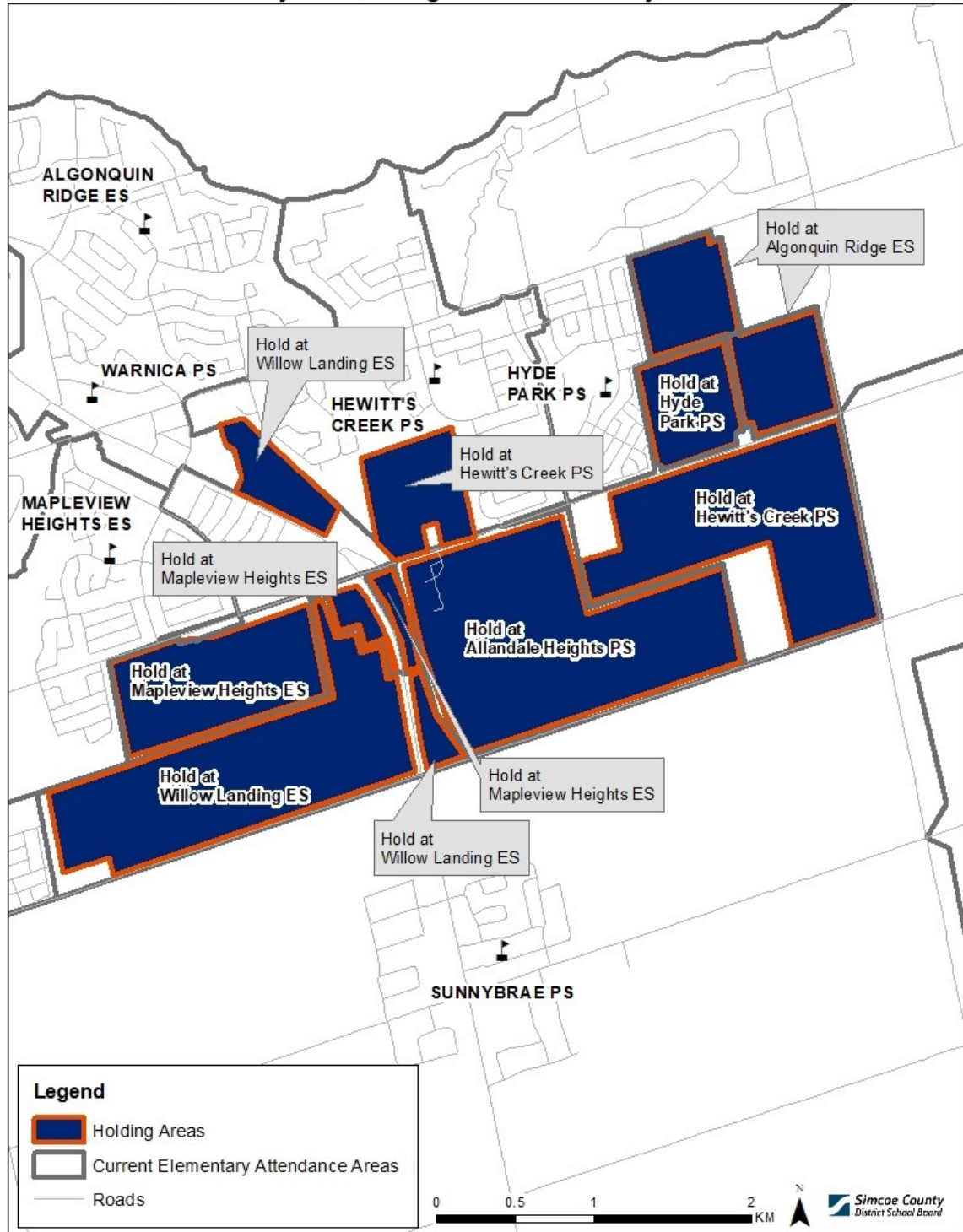
The following charts and maps outline the areas within the board where holding areas are being utilized.

Development Holding		
Municipality	Development	Elementary School
Collingwood	Blue Fairway Phase 3	Connaught PS
	Blue Fairway Phases 5 and 6	Connaught PS
	Bridgewater at Georgian Bay	Connaught PS
	Huntingwood	Connaught PS
	Linksvie	Connaught PS
	Mair Mills Village	Connaught PS
	Panorama North	Connaught PS
	Silver Glen	Connaught PS
	Summit View	Mountain View ES
	Waterstone Phases 1 and 2	Mountain View ES
	Wyldewood Creek	Connaught PS
Essa	San Diego Homes	Baxter Central PS
	Queensbrook	Baxter Central PS
Innisfil	Innis Village East and West	Sunnybrae PS
	Sleeping Lion Phase 2 and 3	Goodfellow PS
	Sleeping Lion Phase 1 and 3	Innisfil Central PS
Midland	The Seasons on the Little Lake	James Keating ES
	823 King Street	James Keating ES
New Tecumseth	Nottawasaga Estates	Tecumseth Beeton ES
	Treetops future phases	Tecumseth Beeton ES
	22 and 30 Dunham Drive	Tecumseth Beeton ES
Orillia	Stoneridge	Lions Oval PS
Oro-Medonte	2063334 Ontario Ltd. (Meadow Acres)	Couchiching Heights PS
Springwater	Stonemanor Woods Phase 2	Emma King ES
	Midhurst Secondary Plan Neighbourhood 2	Terry Fox ES
	Midhurst Secondary Plan Neighbourhood 1	West Bayfield ES
Wasaga Beach	Baycliffe Homes - Morgan Road Development	Connaught PS
	Baysands Drive	Connaught PS
	Georgian Sands Village (New England Village)	Huronian Centennial ES
	Pacific Developments Inc	Huronian Centennial ES
	River's Edge	Huronian Centennial ES
	Robinson Road	Connaught PS
	Zancore Trillium Forest North	Connaught PS

Holding Schools

Barrie Hewitt's Creek Secondary Plan

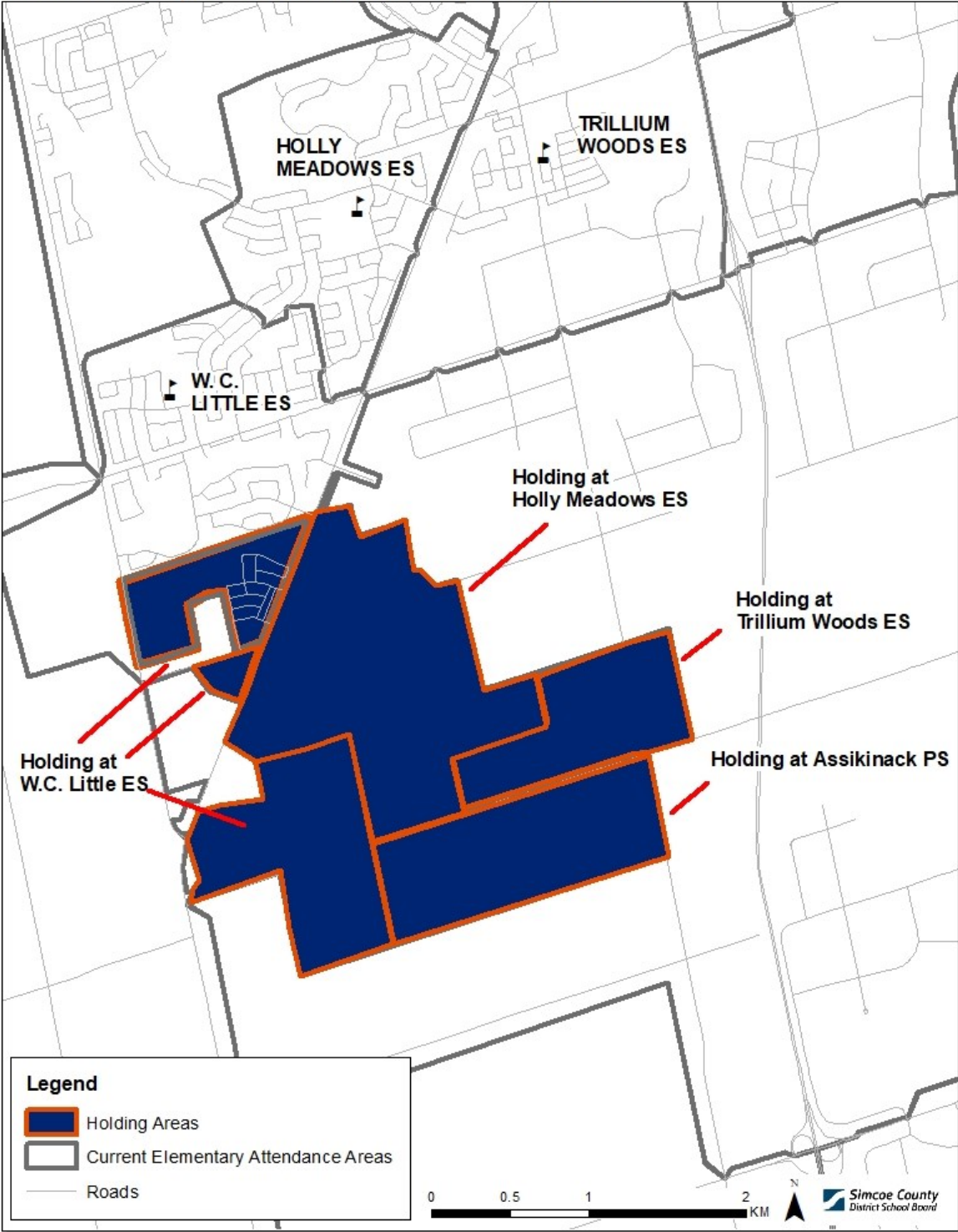
Hewitt's Creek Secondary Plan Holding Areas - Elementary Schools



Holding Schools

Barrie Salem Secondary Plan

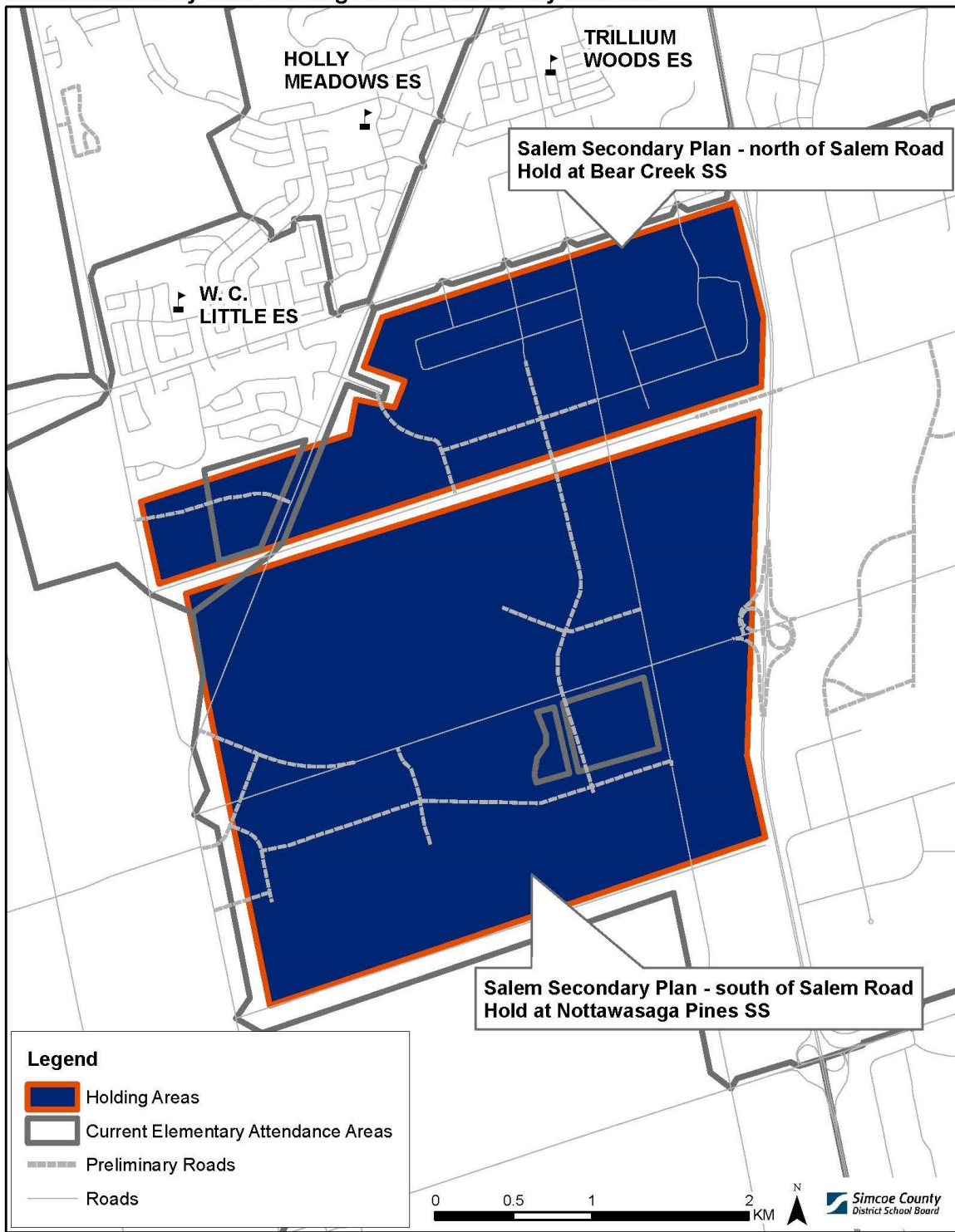
Salem Secondary Plan Holding Areas - Elementary Schools



Holding Schools

Barrie Salem Secondary Plan

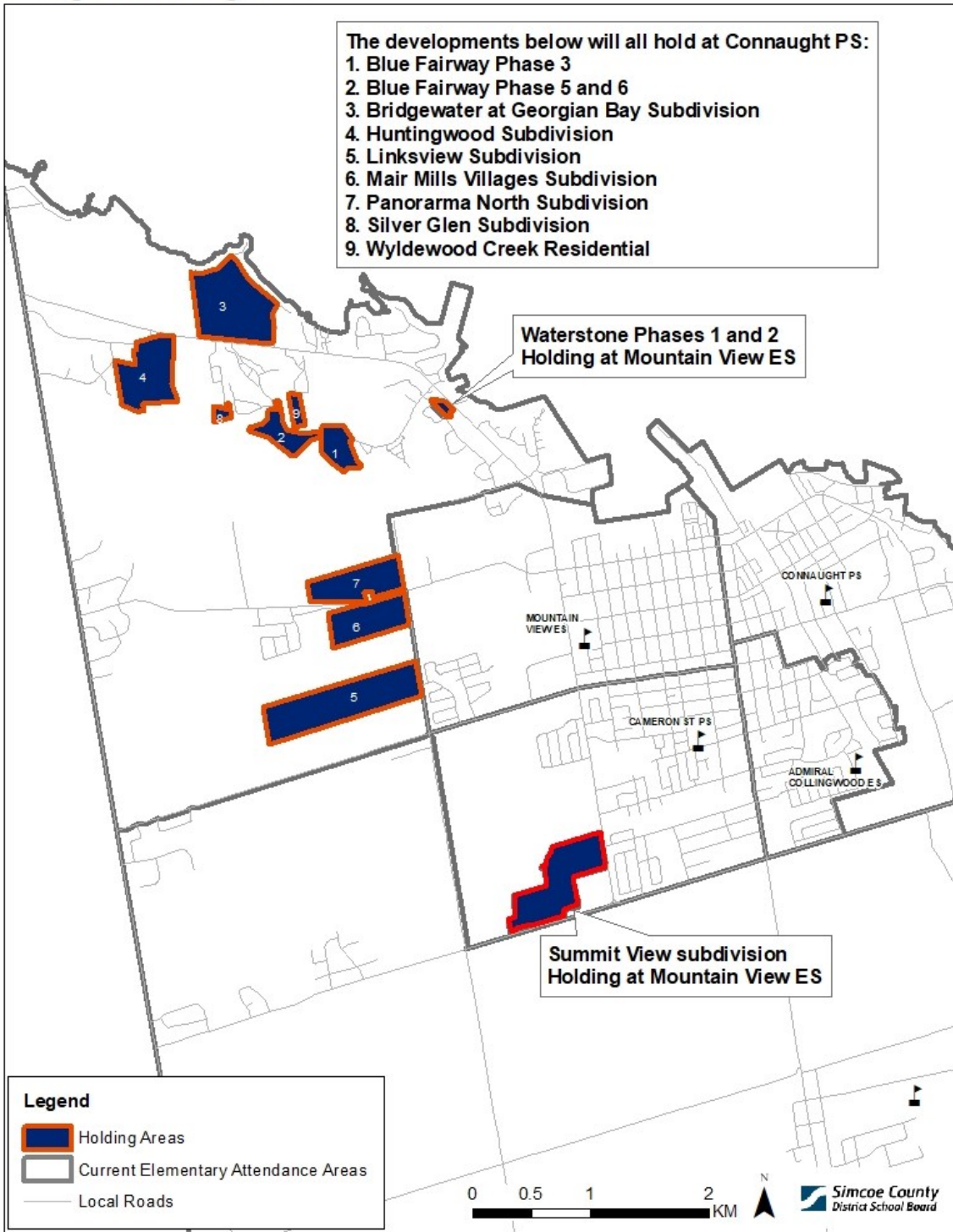
Salem Secondary Plan Holding Areas - Secondary Schools



Holding Schools

Town of Collingwood

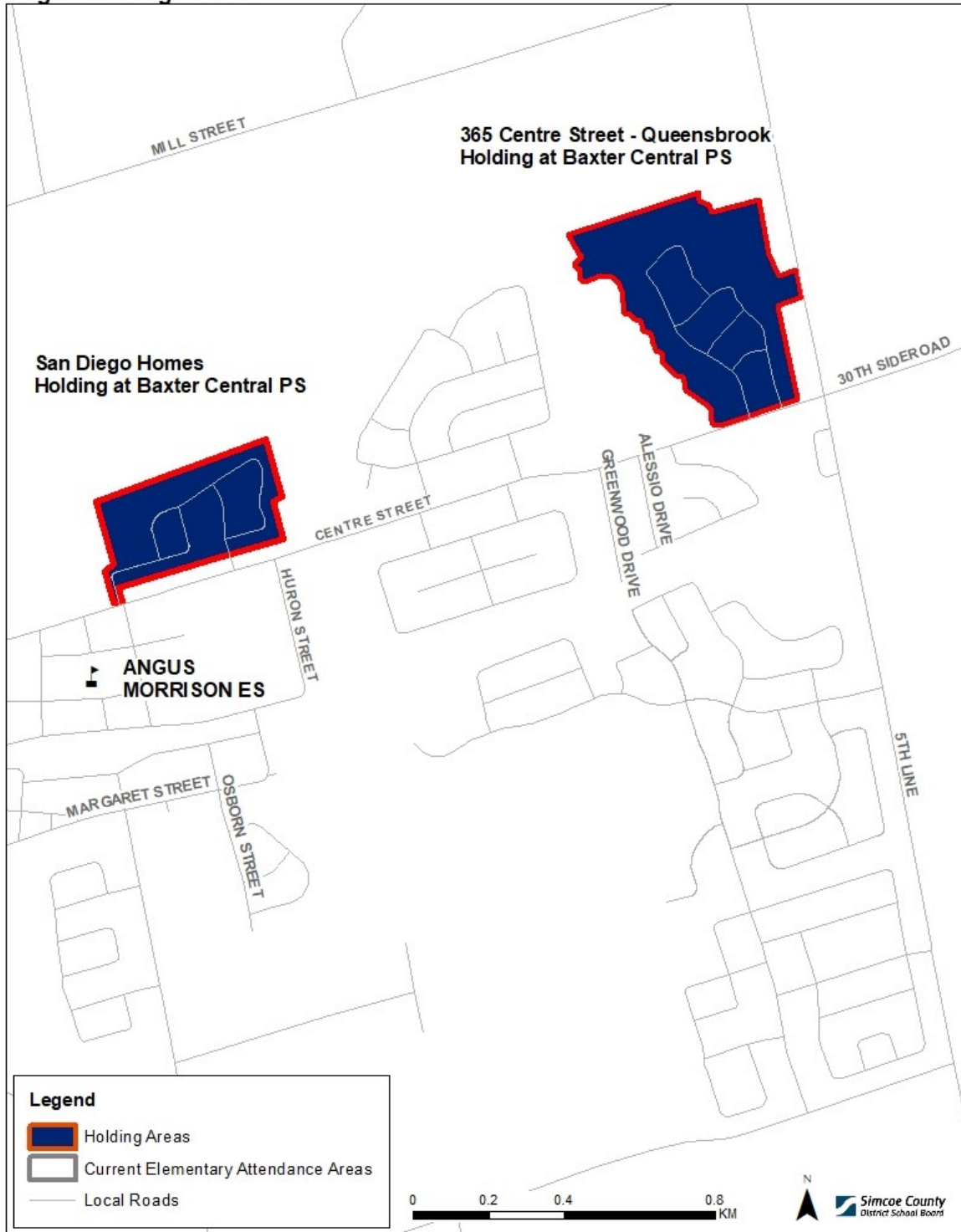
Collingwood Holding Areas



Holding Schools

Township of Essa

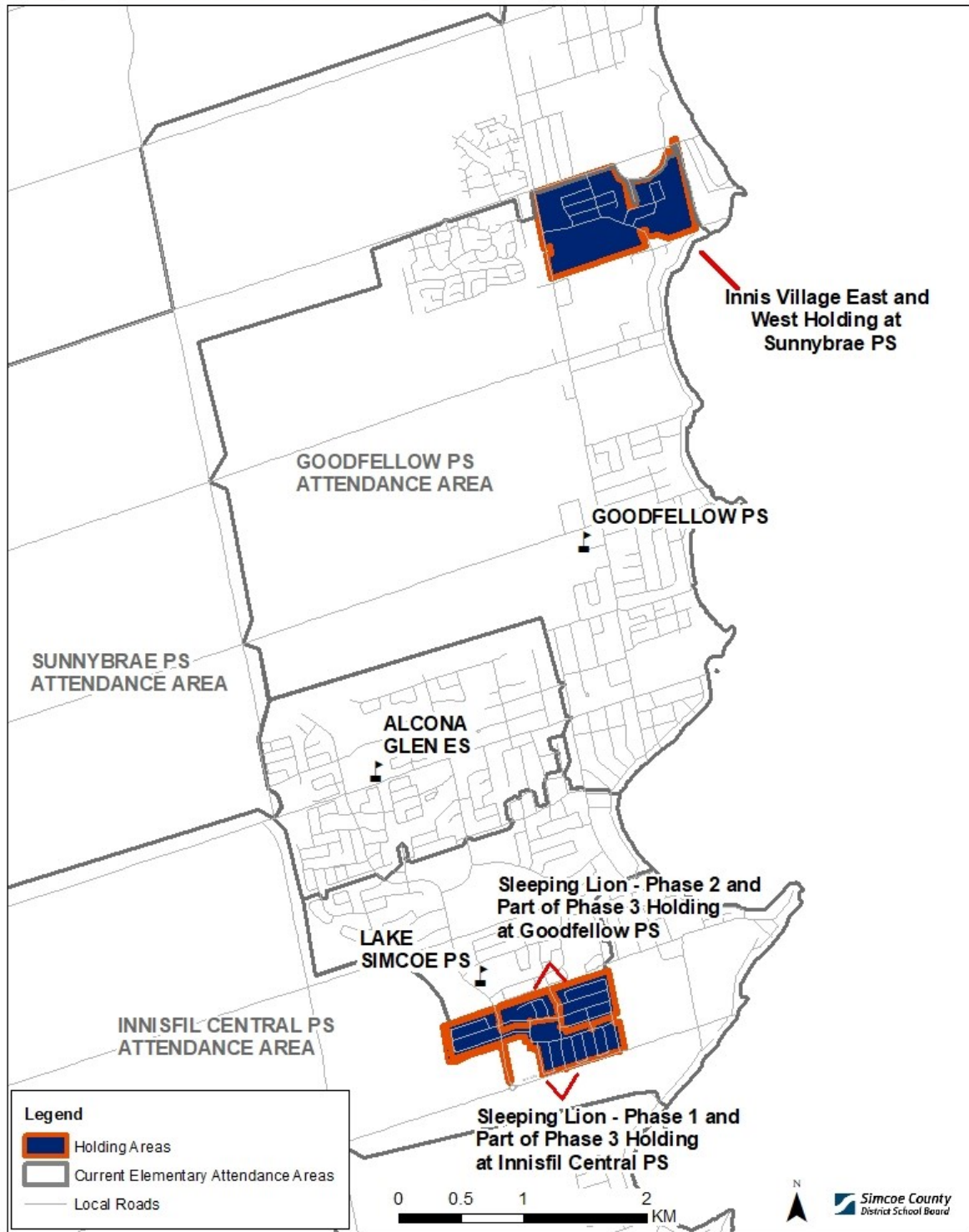
Angus Holding Areas



Holding Schools

Town of Innisfil

Sandy Cove and South Alcona Holding Areas



Holding Schools

Town of Midland

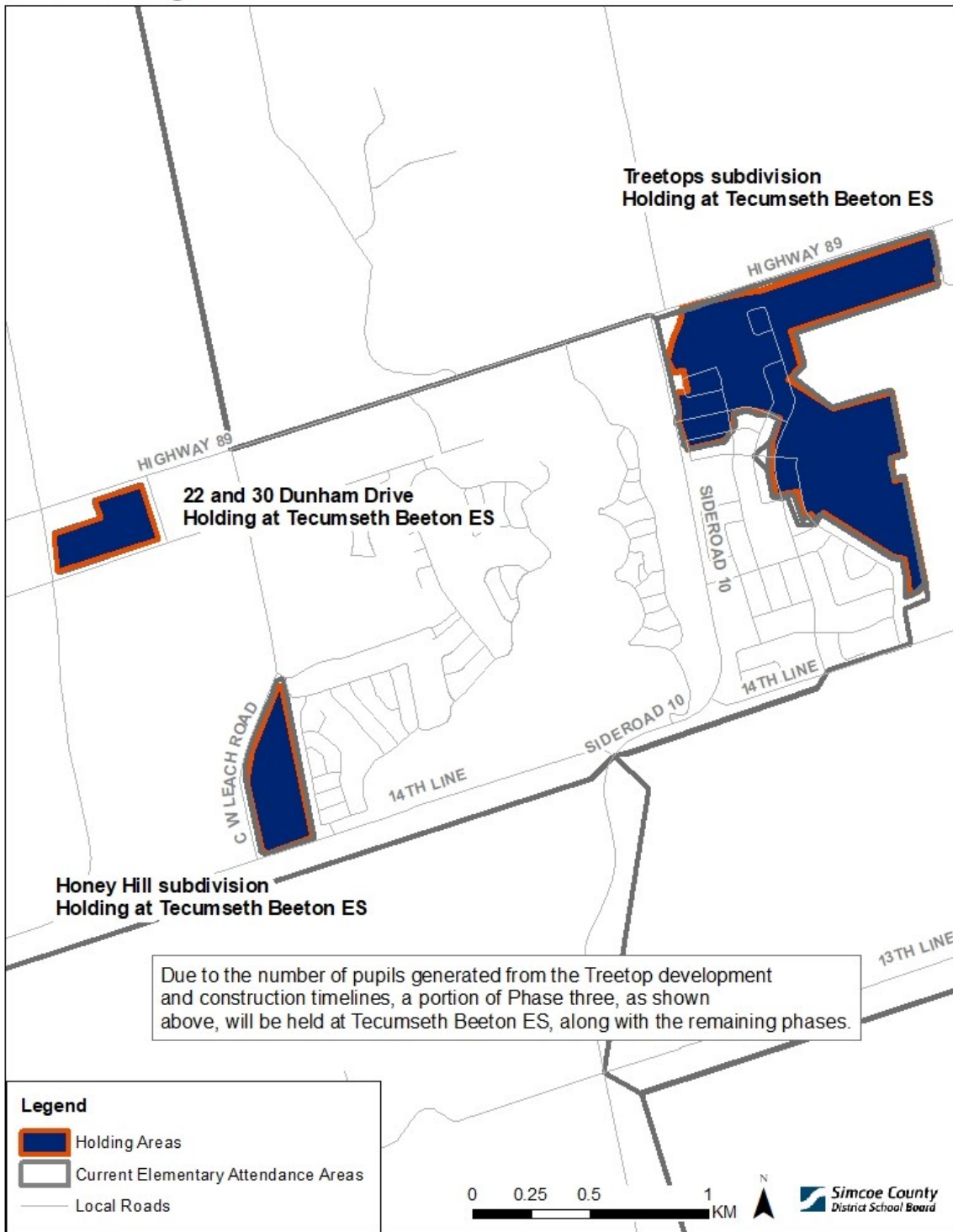
Midland Holding Areas



Holding Schools

Town of New Tecumseth

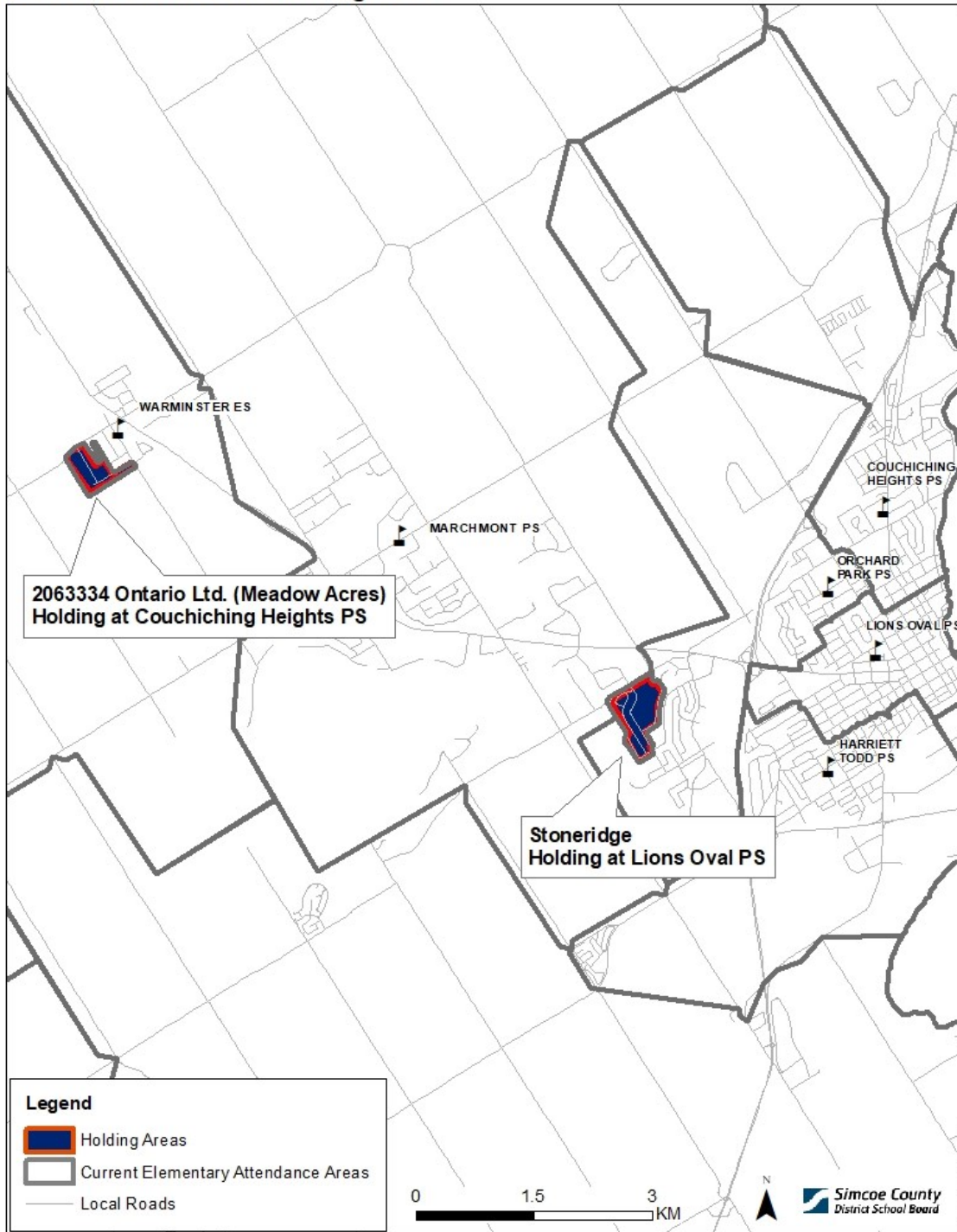
Alliston Holding Areas



Holding Schools

City of Orillia and Township of Oro-Medonte

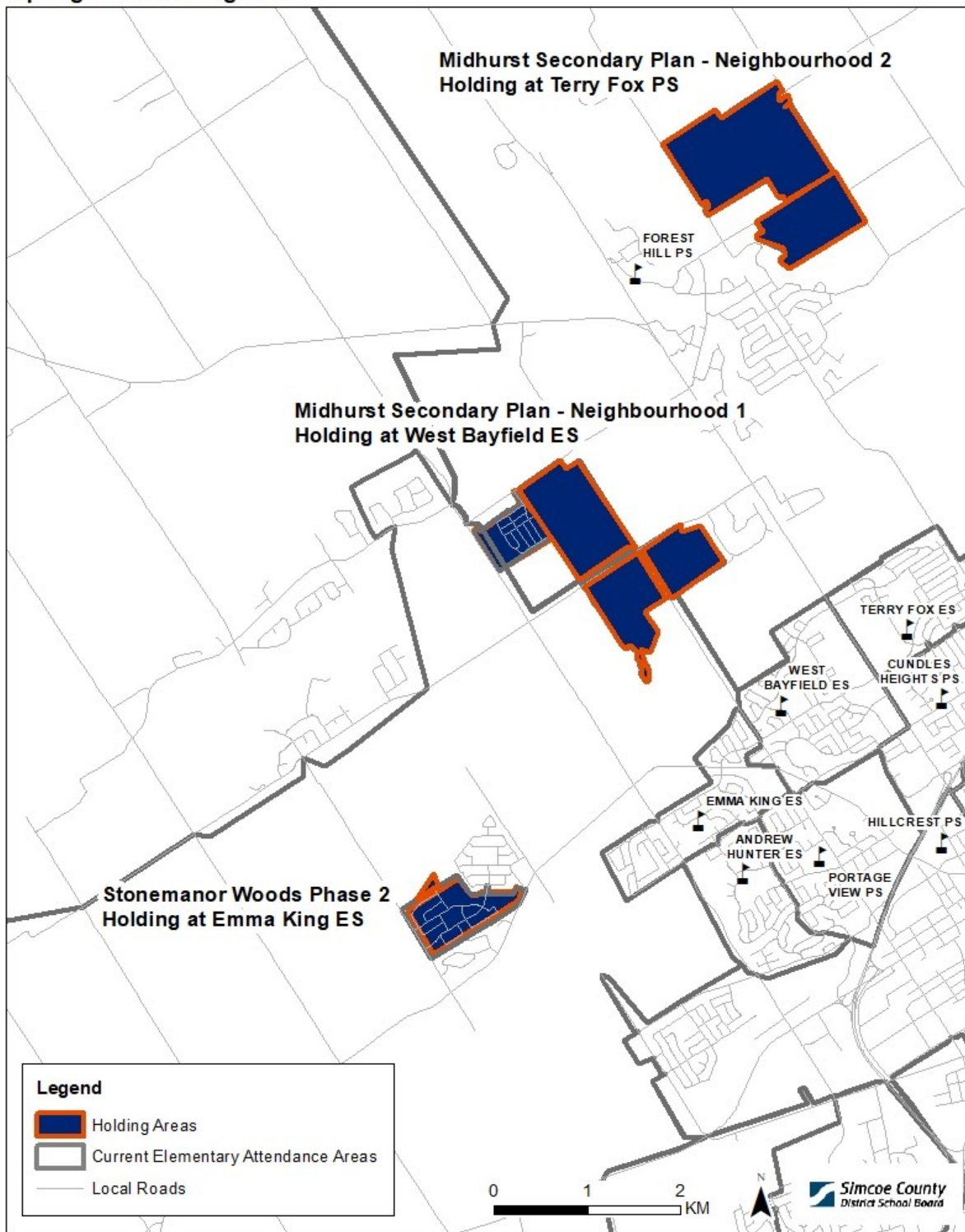
Orillia and Oro-Medonte Holding Areas



Holding Schools

Township of Springwater

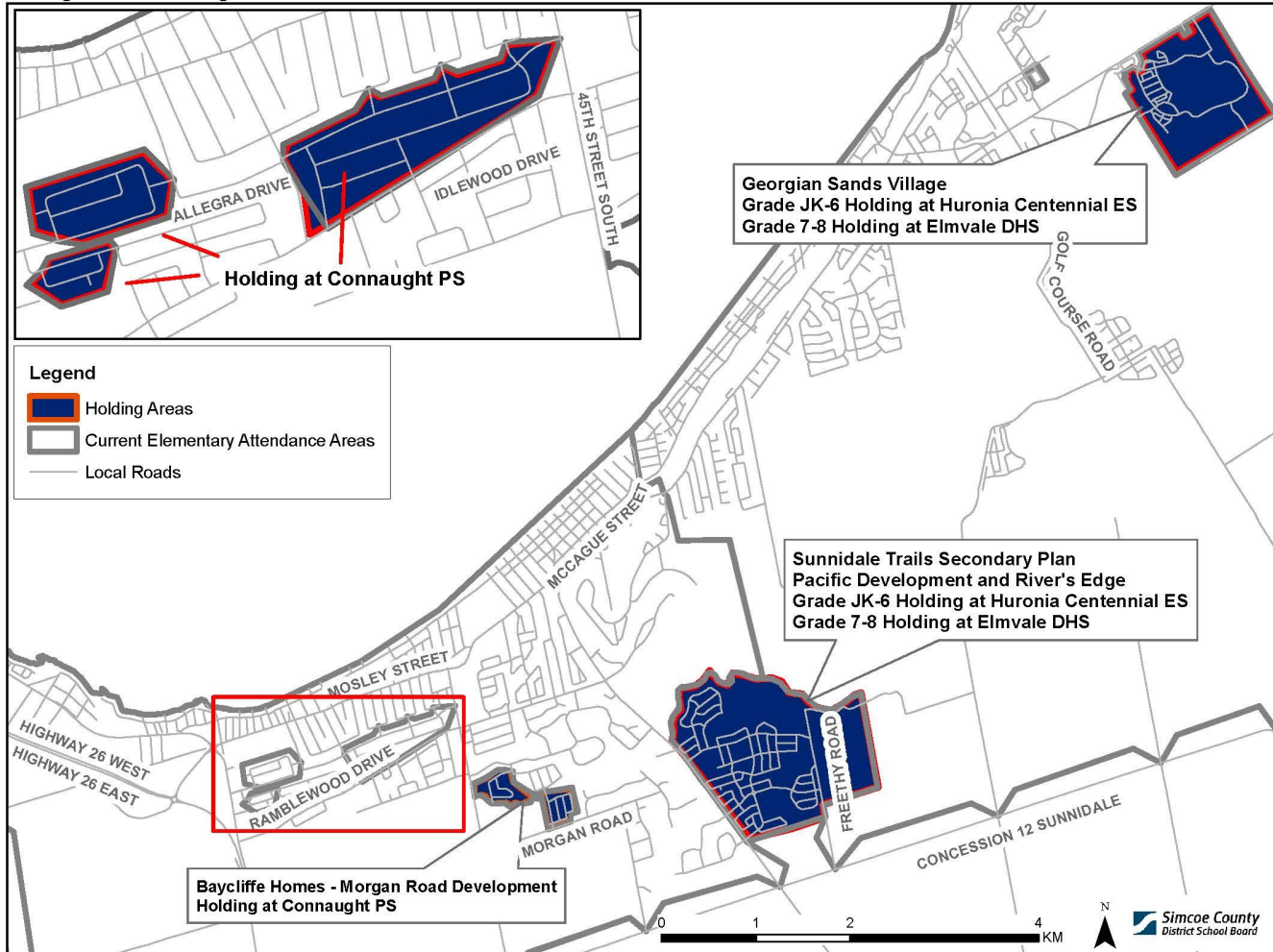
Springwater Holding Areas



Holding Schools

Town of Wasaga Beach

Wasaga Beach Holding Areas



Schools Closed/Open To Out-of-Attendance-Area Students

Designating schools to be “closed” to all students who are not living within a school attendance area is a method used by the board to ensure stable enrolment and mitigate significant over utilization. There are five main reasons the board “closes” schools to out-of-attendance-area students.

1. If a school or group of schools have been involved in a recent accommodation review or an attendance area review.
2. If a school is being used as a holding school for a new school in which the board is seeking MOE approval.
3. If a school cannot accommodate any further pupils as a result of septic system capacity.
4. If a capital priority approval results in the construction of a new school or a significant renovation/addition.
5. If a school accommodates a French Immersion or Extended French program, and is significantly over capacity.

The majority of SCDSB elementary schools are experiencing one or more of the above five conditions. As a result, all elementary schools with the exception of the 13 schools noted below which have two or more available classroom spaces, are closed to out-of-attendance-area requests, unless there are extenuating circumstances deemed by the Director of Education in accordance with Policy 2317 – School Attendance Area.

Adjala Central PS	Connaught PS	Steele Street PS
Baxter Central PS	Couchiching Heights PS	Tecumseth Beeton ES
Bayview PS	James Keating ES	Tecumseth South Central PS
Brechin PS	Rama Central PS	Warnica PS
Codrington PS		

Future Planning Reviews

Ongoing analysis of enrolment and utilization, school facility condition, and program, enable the board to identify pressures that may not require immediate action, or where additional time is needed to ensure trends are accurate and continuing. Until the MOE provides accommodation guidelines, the board is not able to approve an Accommodation Review. The following are groups of schools that have displayed enrolment, facility, or program pressures, and require monitoring, and where future accommodation strategies may be needed.

School Name	Type Of Study Required		
	Accommodation Review	Attendance Area Review (AAR)	Program Review
Adjala Central PS Sir William Osler PS Tecumseth Beeton ES Tecumseth South Central PS Tottenham PS	X		
Codrington PS Cundles Heights PS Johnson Street PS Maple Grove PS Oakley Park PS Shanty Bay PS Steele Street PS	X		
Admiral Collingwood ES Cameron St. PS Connaught PS Mountain View ES		X	X
Couchiching Heights PS Harriett Todd PS Lions Oval PS Marchmont PS New Orillia es Orchard Park PS Regent Park PS Warminster ES Secondary Feeders		X	
Orillia SS Twin Lakes SS		X	

Surplus Property

Surplus property is a closed school or can be space within an occupied school that is deemed surplus to the board's needs. Disposal of surplus property is governed by Ontario Regulation 444/98. Following a prescribed process, property may be made available to the private sector if a public agency does not express an interest in acquiring the property.

There currently are no properties within the disposition process.

The following schools have been deemed surplus to the board's needs. Although the structures have been deemed to be surplus to the board's needs given their facility conditions, due diligence is required regarding site limitations to determine if each property has capacity to support future educational needs. A cost benefit analysis is required for each site to determine demolition costs and site remedial work in order to finalize whether or not the disposition process should occur.

<p>Byng PS St Paul's Tecumseth North PS</p>

The following schools have been closed to students and are being used as maintenance/office facilities. Given the age and condition of the buildings, a Facility Services analysis is being performed to determine how best to accommodate maintenance shops and office space for Facility Services external staff.

<p>Ardrea Annex PS Duntroon Central PS</p>
--

Facility Partnerships and Community Hubs

Co-operative and collaborative relationships between school boards and community organizations are part of the foundation of a strong, vibrant, and sustainable publicly funded education system, and it is the responsibility of all levels of government to make the best use of public assets. Confidence in public education and responsible stewardship of resources are supported by the practice of optimizing board resources through purposeful facility partnerships within the context of the board's responsibilities for student achievement, well-being of students and staff, safety, and pupil accommodation strategies. School boards are encouraged to reach out to community organizations on a regular basis to share planning information and to support effective planning with community partners.

Offering space in schools to facility partners can reduce facility operating costs, improve services and supports available to students, strengthen relationships between school boards, community partners and the public, maximize the use of public infrastructure through increased flexibility and utilization, and provide a foundation for improved service delivery for communities.

Facility partnerships illustrate community commitment and help support business case submissions to the MOE. It is recommended that staff immediately initiate discussions with other public agencies and partners for the capital projects under consideration as outlined. Also note that it is the practice of the board to explore partnership opportunities for projects that may be outside of the three year planning horizon and during the site designation and acquisition process.

Initial partnership discussions for business case submissions should occur early in the process to coincide with MOE capital cycles.

Capital Partnership Opportunities	
School Name	Type of Construction
Collingwood CI replacement school	Replacement School
New Alcona es	New School
New Bradford ss	New School
New Tottenham es	New School
New Wasaga Beach ss	New School

Community and Demographic Trends

As part of the capital planning process, the demographics and residential development activities are reviewed and studied for each municipality. This analysis provides insight into the factors that impact existing enrolment trends, and helps to identify emerging trends that could impact future enrolment.

The table below illustrates the population distribution as based upon the 2021, 2016 and 2011 Census.

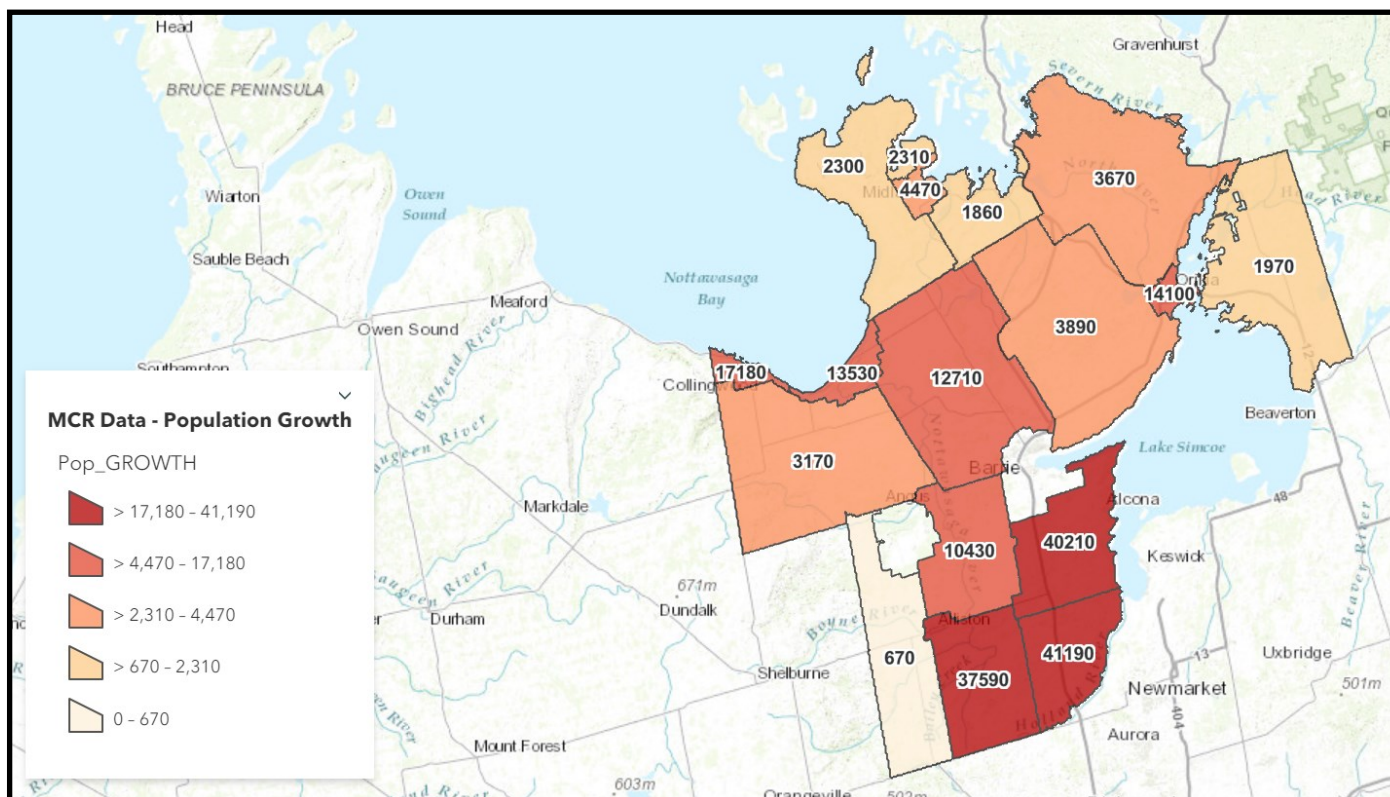
	2021	2016	2011	Population Change 2021-2016	% Change 2021/2016
Adjala-Tosorontio	10,989	10,975	10,603	14	0%
Clearview	14,814	14,151	13,734	663	5%
Ramara	10,377	9,488	9,275	889	9%
Midland	17,817	16,864	16,572	953	6%
Tay	11,091	10,033	9,736	1,058	11%
Severn	14,576	13,477	12,377	1,099	8%
Penetanguishene	10,077	8,962	9,111	1,115	12%
Tiny	12,966	11,787	11,232	1,179	10%
Essa	22,970	21,080	18,505	1,890	9%
Oro-Medonte	23,017	21,036	20,078	1,981	9%
Orillia	33,411	31,166	30,586	2,245	7%
Springwater	21,701	19,059	18,223	2,642	14%
Collingwood	24,811	21,793	19,241	3,018	14%
Wasaga Beach	24,862	20,675	17,537	4,187	20%
Barrie	147,829	141,343	136,063	6,486	5%
Innisfil	43,326	36,565	32,727	6,761	18%
Bradford West Gwillimbury	42,880	35,325	28,077	7,555	21%
New Tecumseth	43,958	34,245	30,234	9,713	28%

Building permit activity has a direct correlation to the overall population of each school. The number of housing starts within each school's attendance area determines if a school is declining, stable, or growing in population. The table is a summary of building activity throughout Simcoe County.

Residential Building Permit Information						
Municipality/Year	2017	2018	2019	2020	2021	5 Year Average
Adjala-Tosorontio	20	8	7	8	10	11
Barrie	702	327	858	849	1466	840
Bradford West Gwillimbury	436	38	186	481	244	277
Clearview	45	37	134	69	128	83
Collingwood	157	215	324	277	490	293
Essa	193	15	36	120	54	84
Innisfil	560	621	73	476	668	480
Midland	31	29	127	34	123	69
New Tecumseth	741	250	140	244	413	358
Orillia	218	328	188	449	250	287
Oro-Medonte	166	118	72	91	120	113
Penetanguishene	111	22	29	44	96	60
Ramara	57	56	35	39	89	55
Severn	91	63	37	29	46	53
Springwater	193	93	71	169	160	137
Tay	60	50	36	57	40	49
Tiny	86	59	54	63	116	76
Wasaga Beach	199	74	323	244	297	227
Total	4,066	2,403	2,730	3,743	4,810	3550

Community and Demographic Trends

The province released A Place to Grow: Growth Plan for the Greater Golden Horseshoe, Office Consolidation 2020, providing direction to upper-tier municipalities and cities to forecast allocated growth to 2051 and the associated land budget needs by municipality. The following map is a visual representation of the draft population allocations as proposed by the County of Simcoe Municipal Comprehensive Review (MCR).



Community and Demographic Trends

To help further analyze student distribution, the following chart illustrates the number of students living within each municipal jurisdictional boundary. Attendance areas do not necessarily align with municipal borders as there are many geographic, servicing, enrolment, program and facility factors that determine the distribution of students to school facilities.

2021-2022 Enrolment by Students' Home Address			
Municipality	Elementary	Secondary	Total
Adjala-Tosorontio	668	391	1,059
Barrie	11,418	5,052	16,470
Bradford West Gwillimbury	3,554	1,287	4,841
CFB Borden	164	55	219
Clearview	1,373	551	1,924
Collingwood	1,640	806	2,446
Essa	1,657	761	2,418
Innisfil	3,386	1,531	4,917
Midland	1,117	407	1,524
New Tecumseth	2,880	1,228	4,108
Orillia	2,096	953	3,049
Oro-Medonte	2,023	800	2,823
Penetanguishene	195	169	364
Ramara	673	291	964
Severn	1,153	446	1,599
Springwater	1,972	861	2,833
Tay	689	234	923
Tiny	544	253	797
Wasaga Beach	1,344	631	1,975
Out of SCDSB District	13	36	49
Total	38,559	16,743	55,302

Future Schools

Due to the extensive residential growth occurring in many communities, it is anticipated that additional schools, and/or additions to existing schools, will be required outside the three year capital priority planning horizon. The following table identifies all areas where future growth pressures are expected, and indicates the number of school sites needed. For the purposes of site process, four categories have been established. The categories are as follows:

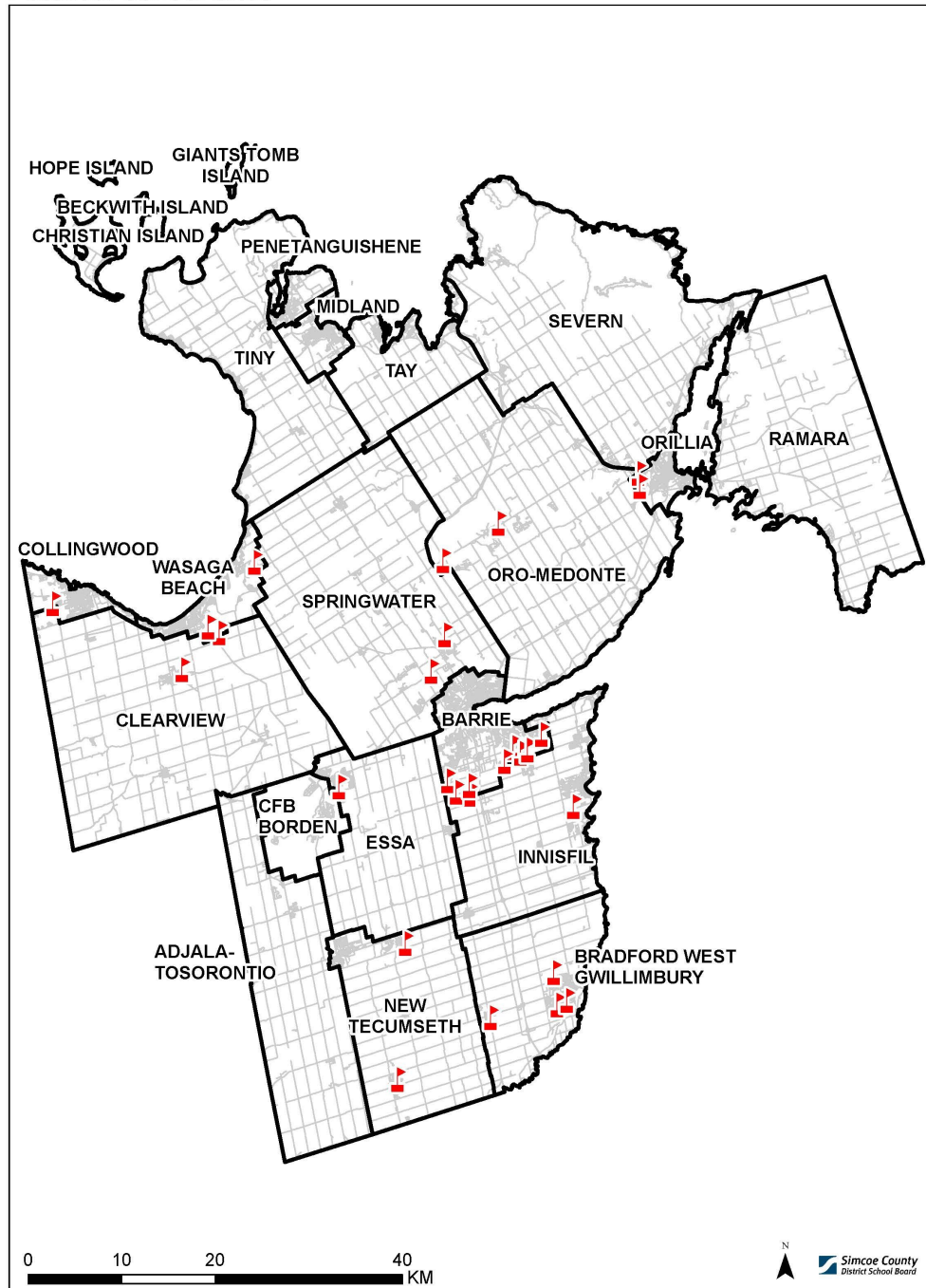
- owned - acquired by the board;
- identified site - required (not yet owned);
- to be designated - working with the municipality to identify the site; and,
- required - site has yet to be designated.

Staff will bring forward a recommended capital priority for schools as required, due to growth pressures. In some circumstances, the board may opt to release designated sites in the event they are not required due to demographic trends, or when alternative locations are desired due to phasing and development patterns. A priority for staff is designating and acquiring elementary and/or secondary school sites in the Alcona, Alliston, Angus, Barrie, Bradford, Orillia, and Tottenham areas.

Municipality	Number of Sites	Location	Panel	Status
Barrie	1	Dean Avenue	Elementary	Owned
Barrie	3	Salem Secondary Plan	Elementary	Identified site(s)
Barrie	1	Salem Secondary Plan	Secondary	Identified site
Barrie	4	Hewitt's Creek Secondary Plan	Elementary	Identified site(s)
Bradford West Gwillimbury	1	Bond Head	Elementary	Identified site
Bradford West Gwillimbury	1	Bradford	Secondary	Required
Collingwood	1	Linksvie	Elementary	Identified site
Collingwood	1	Panorama North	Elementary	To Be Designated
Clearview	1	Stayner	Elementary	Required
Essa	1	Angus	Elementary	Acquisition in Progress
Essa	1	Angus	Elementary	To Be Designated
Innisfil	1	Alcona	Elementary	Required
New Tecumseth	1	Alliston	Elementary	Required
New Tecumseth	1	Tottenham	Elementary	Acquisition in Progress
Orillia	1	West Ridge	Elementary	Acquisition in Progress
Orillia	1	Trailside	Elementary	Identified site
Oro-Medonte	1	Craighurst	Elementary	Identified site
Oro-Medonte	1	Horseshoe Valley	Elementary	Acquisition in Progress
Springwater	2	Midhurst	Elementary	Identified site(s)
Wasaga Beach	1	Georgian Sands	Elementary	Identified site
Wasaga Beach	1	Sunnidale Trails	Elementary	Acquisition in Progress
Wasaga Beach	1	Sunnidale Trails	Secondary	Identified site

Future Schools

Potential School Sites



The map illustrates school sites that are owned, identified site, to be designated, or are required. New schools recommended as capital priorities are determined based upon the number of units constructed, how many students are being generated from the development and the ability of the holding school to accommodate growth.



Section 2

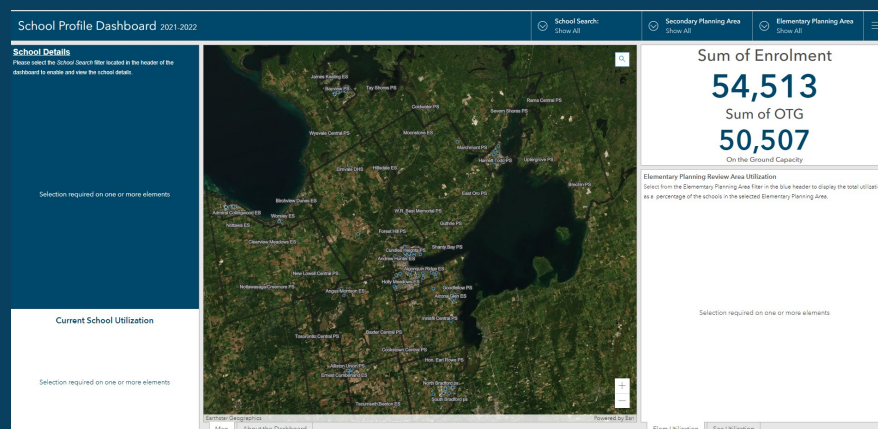
Enrolment and Utilization

Student enrolment within the schools has a direct correlation to the creation of a learning environment which supports the board’s mandate of creating lifelong learners. A strong student population in each and every school ensures stability of staff, programming, extra curricular activities, before and after school care and the efficient and effective use of public resources. The goal of the board over the past ten years has been to stabilize enrolment within each school.

By fall 2022, the SCDSB’s elementary utilization will be 110 percent, while the secondary utilization will be 102 percent. The SCDSB is in a favourable position to now concentrate on new construction, and enhancing facilities and programs to benefit all students within every school.

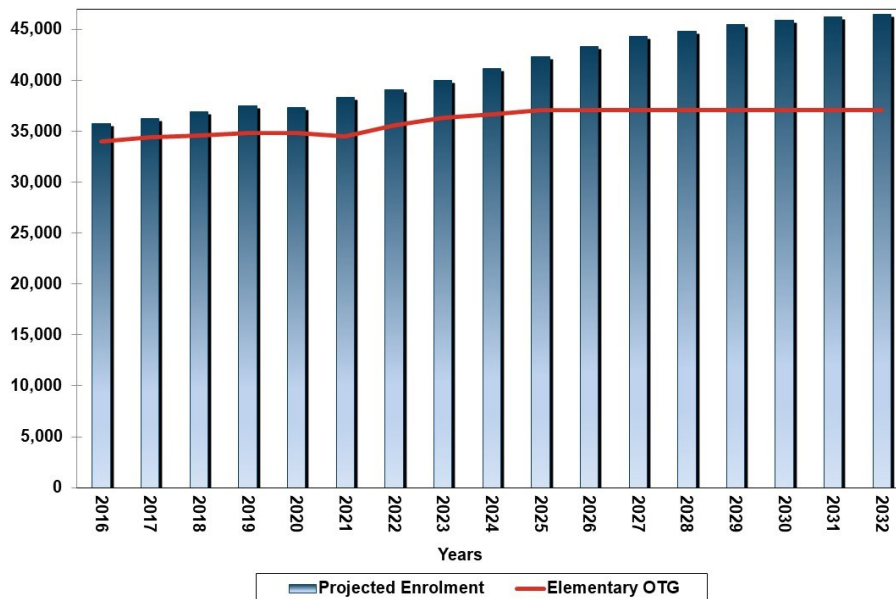
The following Dashboard link explores SCDSB school information, highlighting, location, grade distribution, utilization, programming options, child care, superintendent, and local Trustee.

[CLICK HERE TO VIEW THE DASHBOARD](#)

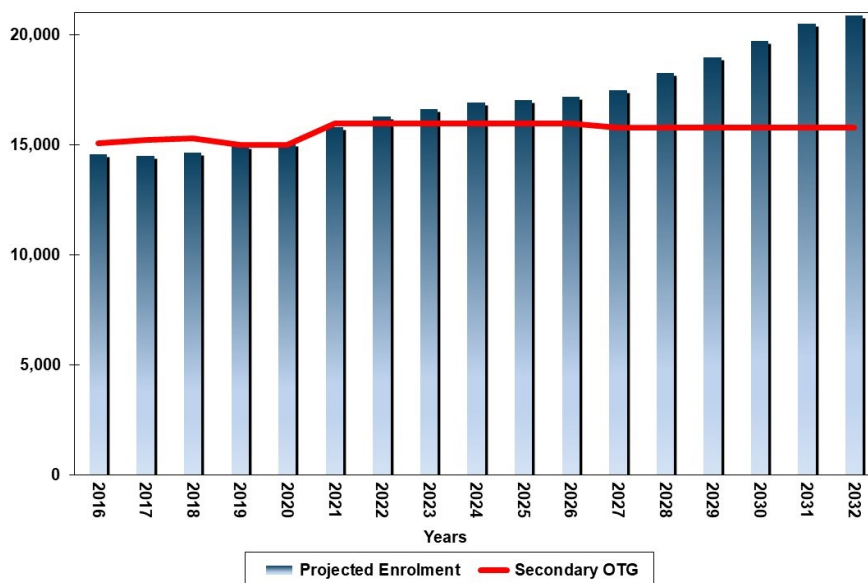


Enrolment and Utilization

The adjacent chart represents the projected elementary enrolment as it relates to capacity. It indicates that within the elementary panel, there are more pupils than available capacity, indicating future capital priority needs.



The adjacent chart represents the projected secondary enrolment as it relates to capacity. It indicates that within the secondary panel, the enrolment and capacity are currently aligned. By 2022, there are more pupils than available capacity indicating future capital priority needs.



Enrolment and Utilization

The following enrolment charts highlight trends over the next 10 years, and are intended to provide a quick reference point of the overall comparison of pupils to the capacity of the schools in a geographic area. Where “Pupils Over/Under Capacity” is positive, there are more students than there is space. If the number is negative, there is more space than students.

Utilization rates are also included. These rates are calculated by dividing the number of students by the school capacity. A school is considered sustainable when the utilization rate is between 90 percent and 110 percent. Utilization rates outside of that range are monitored over the long-term to determine if accommodation strategies need to be considered. Portable numbers are based upon programmed space, not the number of portables on site.

Within the elementary panel, growth projections have increased on average by one percent yearly. In the 2021 school year, the board’s enrolment increased by three percent (1,340 elementary students) over the prior year. The enrolment growth was altered slightly due to parents choices of not enrolling Kindergarten students, home schooling and a delay in new house closings.

Within the southwest elementary review area, enrolment in the southern rural schools has become stable, while the urban centres continue to grow. New schools in Alliston, Angus and Tottenham will balance enrolment within these communities. As indicated in Section 1 - Future Planning Reviews, the southern portion of this region will be monitored to determine the appropriate strategy to meet the challenges of enrolment and facility conditions as they shift.

Enrolment Projections to 2032									
Elementary School	OTG 2021	Portables 2021	Program	2021		2027		2032	
				Students	Utilization	Students	Utilization	Students	Utilization
Adjala Central PS	340	0		214	63%	273	80%	285	84%
Alliston Union PS	507	3	JK-8 RT*	454	90%	467	92%	448	88%
			5-8 FI**	142	28%	155	31%	155	31%
			Sum	596	118%	622	123%	603	119%
Angus Morrison ES	458	13		732	160%	720	157%	719	157%
Baxter Central PS	363	0		304	84%	411	113%	438	121%
Boyne River PS	461	11		705	153%	769	167%	734	159%
Ernest Cumberland ES	539	5	JK-8 RT*	461	86%	533	99%	528	98%
			1-4 FI**	156	29%	153	28%	153	28%
			Sum	617	114%	686	127%	681	126%
Pine River ES	234	8		400	171%	515	220%	542	232%
Tecumseth Beeton ES***	536	0		337	63%	477	101%	553	117%
Tecumseth South Central PS	245	0		190	78%	208	85%	206	84%
Tosorontio Central PS	375	2		398	106%	473	126%	481	128%
Tottenham PS	360	7		507	141%	685	190%	772	214%
Total	4,418	49		5,000	113%	5,838	132%	6,013	136%
Pupils Over/Under Capacity				582		1,483		1,658	

* RT - Regular Track

** FI - French Immersion

*** Enrolment amended for Child Care Renovation in 2027

Enrolment and Utilization

Past capital projects approved in the Collingwood area have balanced utilization. Within the community of Stayner, an accommodation review was completed with the recommendation of creating a JK to Grade 6 model at Clearview Meadows ES in 2018-2019 and Byng PS closed in June 2020. A capital priority was approved to add pupil places to Clearview Meadows ES which has now been completed. A new elementary school was approved by the MOE in the community of Wasaga Beach. When the new school is opened, enrolment and utilization charts will be updated to reflect the new attendance boundaries. Utilization rates within the Town of Collingwood need to be monitored, an attendance area review may be required in the future. New development is being directed to under-utilized schools through the holding provisions of this plan.

Enrolment Projections to 2032									
Elementary School	OTG 2021	Portables 2021	Program	2021		2027		2032	
				Students	Utilization	Students	Utilization	Students	Utilization
Admiral Collingwood ES	487	5	JK-8 RT*	424	87%	510	105%	594	122%
			5-8 FI**	141	29%	142	29%	140	29%
			Sum	565	116%	652	134%	734	151%
Birchview Dunes ES	599	5		649	108%	816	136%	881	147%
Cameron Street PS	504	2	JK-8 RT*	396	79%	473	94%	484	96%
			1-4 FI**	126	25%	131	26%	131	26%
			Sum	522	104%	604	120%	615	122%
Clearview Meadows ES ***	366	1		387	106%	433	118%	430	117%
Connaught PS	309	0		221	72%	256	83%	267	86%
Mountain View ES	386	1		367	95%	477	124%	479	124%
New Lowell Central PS	245	3		289	118%	335	137%	334	136%
Nottawa ES	222	4		320	144%	359	162%	359	162%
Nottawasaga/Creemore PS	176	3		223	127%	228	129%	218	124%
Worsley ES	455	11	JK-8 RT*	534	117%	695	153%	820	180%
			1-8 FI**	171	38%	201	44%	216	47%
			Sum	705	155%	896	197%	1036	228%
New Wasaga Beach es	406								
Total	3,749	35		4,248	113%	5,056	122%	5,352	129%
Pupils Over/Under Capacity				499		901		1,197	

* RT - Regular Track

** FI - French Immersion

*** Enrolment amended for Grade 7 and 8 students attending Stayner CI

Enrolment and Utilization

As a result of consolidations and capital construction, schools within the north elementary review area are well balanced with the exception of Wyevale Central PS. A Program Review was completed to address the utilization pressures between Huron Park PS and Mundy's Bay PS, which was implemented in the 2018-2019 school year. It is anticipated that this area will remain stable into the future.

Enrolment Projections to 2032									
Elementary School	OTG 2021	Portables 2021	Program	2021		2027		2032	
				Students	Utilization	Students	Utilization	Students	Utilization
Bayview PS	395	0		367	93%	380	96%	377	96%
Huron Park PS	404	3	JK-8 RT*	383	95%	415	103%	414	102%
			5-8 FI**	95	24%	98	24%	98	24%
			Sum	478	118%	513	127%	512	127%
James Keating ES	314	1		297	95%	327	104%	346	110%
Mundy's Bay PS	464	1	JK-8 RT*	352	76%	343	74%	340	73%
			1-4 FI**	118	25%	122	26%	122	26%
			Sum	470	101%	465	100%	462	100%
Tay Shores PS	504	5		605	120%	613	122%	586	116%
Wyevale Central PS	190	6		291	153%	300	158%	305	160%
Total	2,271	16		2,508	110%	2,598	114%	2,588	114%
Pupils Over/Under Capacity				237		327		317	

* RT - Regular Track

** FI - French Immersion

Enrolment and Utilization

Within the northeast elementary review area, the overall utilization rate is slightly over capacity and remains stable over the long-term. However, there are several schools that do not have balanced utilization. To help address utilization rates, a French Immersion Program Review was implemented in the 2017-2018 school year and Severn Shores PS was opened in September 2016. Within the western portion of the review area, a capital priority for a new elementary school was approved by the MOE in the Orillia area. New development is being directed to under-utilized schools through the holding provisions of this plan.

Enrolment Projections to 2032									
Elementary School	OTG 2021	Portables 2021	Program	2021		2027		2032	
				Students	Utilization	Students	Utilization	Students	Utilization
Brechin PS	245	0		173	71%	163	67%	174	71%
Coldwater PS	337	3		397	118%	496	147%	505	150%
Couchiching Heights PS	303	1		257	85%	265	87%	268	88%
Harriett Todd PS	576	1	JK-8 RT*	427	74%	398	69%	392	68%
			1-4 FI**	97	17%	97	17%	97	17%
			Sum	524	91%	495	86%	489	85%
Lions Oval PS	463	0		416	90%	409	88%	424	92%
Marchmont PS	305	4		396	130%	457	150%	465	152%
Moonstone ES	95	0		75	79%	84	89%	84	89%
Orchard Park PS	390	7		555	142%	644	165%	639	164%
Rama Central PS	236	0		219	93%	265	112%	265	112%
Regent Park PS	487	1	JK-8 RT*	378	78%	366	75%	373	77%
			5-8 FI**	103	21%	83	17%	84	17%
			Sum	481	99%	449	92%	457	94%
Severn Shores PS	317	6		460	145%	510	161%	520	164%
Uptergrove PS	245	2		266	109%	279	114%	270	110%
Warminster ES	173	4		263	152%	266	154%	261	151%
New Orillia es ***	334								
Total	4,172	29		4,482	107%	4,782	106%	4,821	107%
Pupils Over/Under Capacity				310		276		315	

* RT - Regular Track

** FI - French Immersion

*** New Orillia es OTG adjusted in 2027

Enrolment and Utilization

Within the central elementary review area, overall, schools meet or exceed capacity. The majority of these schools are on rural servicing and need septic capacity solutions in order to maintain current student enrolment. Huronia Centennial ES became a JK to Grade 6 school in the 2019-2020 school year. A new elementary school was approved by the MOE in the community of Oro-Medonte which will help address enrolment pressures. Enrolment and utilization will be updated upon approval of the accommodation strategy for the area. Shanty Bay PS has facility condition pressures and low enrolment. A replacement capital priority has been approved by the MOE.

Enrolment Projections to 2032									
Elementary School	OTG 2021	Portables 2021	Program	2021		2027		2032	
				Students	Utilization	Students	Utilization	Students	Utilization
East Oro PS	268	2		280	104%	317	118%	320	119%
Forest Hill PS	409	9	JK-8 RT*	369	90%	407	100%	403	99%
			1-8 FI**	264	65%	259	63%	259	63%
			Sum	633	155%	666	163%	662	162%
Guthrie PS	406	6		547	135%	604	149%	579	143%
Hillsdale ES	176	3		212	120%	245	139%	251	143%
Huronia Centennial ES***	412	3		437	106%	506	123%	507	123%
Minesing Central PS	363	4		450	124%	432	119%	439	121%
Shanty Bay PS****	127	2		156	123%	158	83%	153	80%
W.R. Best Memorial PS	222	6		358	161%	352	158%	369	166%
New Oro Medonte es*****	357			0		0		0	
Total	2,383	35		3,073	129%	3,279	117%	3,279	117%
Pupils Over/Under Capacity				690		476		476	

* RT - Regular Track

** FI - French Immersion

*** Enrolment amended for Grade 7 and 8 students attending Elmvale DHS

**** Shanty Bay PS OTG adjusted to 190 pp in 2027

***** New Oro Medonte es OTG adjusted in 2027

Enrolment and Utilization

Within the northeast Barrie elementary review area, the schools are mostly below capacity. As indicated in Section 1 - Future Planning Reviews, further monitoring and study is required to identify potential accommodation strategies. This area of Barrie will be used to hold students from the Midhurst Secondary Plan. An AAR was completed in February 2022, between Cundles Heights PS and Maple Grove PS due to the portable limitations at Maple Grove PS.

Enrolment Projections to 2032									
Elementary School	OTG 2021	Portables 2021	Program	2021		2027		2032	
				Students	Utilization	Students	Utilization	Students	Utilization
Codrington PS	291	1		282	97%	328	113%	329	113%
Cundles Heights PS***	450	0		385	86%	448	100%	410	91%
Johnson Street PS	314	0		209	67%	209	66%	206	66%
Maple Grove PS***	412	4		485	118%	451	109%	456	111%
Oakley Park PS	416	3	JK-8 RT*	227	55%	224	54%	228	55%
			1-8 FI**	183	44%	186	45%	182	44%
			Sum	410	99%	410	99%	410	99%
Steele Street PS	441	0		355	80%	363	82%	348	79%
Terry Fox ES	559	0		472	84%	442	79%	438	78%
Total	2,883	8		2,598	90%	2,650	92%	2,597	90%
Pupils Over/Under Capacity				-285		-233		-286	

* RT - Regular Track

** FI - French Immersion

*** AAR implementation 2022

Within the northwest Barrie elementary review area, the schools are well balanced. A Program Review was completed to address utilization pressures at Hillcrest PS and Portage View PS, which was implemented in the 2017-2018 school year. This area of Barrie will be used to hold students from the western portion of the Midhurst Secondary Plan.

Enrolment Projections to 2032									
Elementary School	OTG 2021	Portables 2021	Program	2021		2027		2032	
				Students	Utilization	Students	Utilization	Students	Utilization
Andrew Hunter ES	381	2		385	101%	428	112%	451	118%
Emma King ES	409	1		407	100%	477	117%	485	119%
Hillcrest PS	504	1	JK-8 RT*	348	69%	353	70%	373	74%
			1-4 FI**	133	26%	132	26%	132	26%
			Sum	481	95%	485	96%	505	100%
Portage View PS	522	3	JK-8 RT*	442	85%	465	89%	484	93%
			5-8 FI**	105	20%	100	19%	99	19%
			Sum	547	105%	565	108%	583	112%
West Bayfield ES	582	0		491	84%	492	85%	489	84%
Total	2,398	7		2,311	96%	2,447	102%	2,513	105%
Pupils Over/Under Capacity				-87		49		115	

* RT - Regular Track

** FI - French Immersion

Enrolment and Utilization

Within the southwest Barrie elementary review area, the schools meet or exceed capacity. Assikinack PS, Holly Meadows ES, Trillium Woods ES, and W.C. Little ES are proposed to hold the new growth anticipated in the southwest Barrie annex lands (Salem) until such time as a capital priority for a new school is approved to accommodate the growth. By 2031, it is anticipated an additional 1,000 elementary students will be generated due to growth in the Salem Secondary Plan. This area of Barrie is considered an intensification node. The growth will create long term accommodation pressures. A capital priority addition onto Ardagh Bluffs PS was submitted to the MOE. This addition is required in order to keep pace with accommodating students from the growth intensification areas.

Enrolment Projections to 2032									
Elementary School	OTG 2021	Portables 2021	Program	2021		2027		2032	
				Students	Utilization	Students	Utilization	Students	Utilization
Ardagh Bluffs PS	576	4	JK-8 RT*	531	92%	715	124%	751	130%
			5-8 FI**	166	29%	154	27%	154	27%
			Sum	697	121%	869	151%	905	157%
Ferndale Woods ES	557	4	JK-8 RT*	479	86%	496	89%	486	87%
			1-4 FI**	145	26%	154	28%	154	28%
			Sum	624	112%	650	117%	640	115%
Holly Meadows ES	646	0		589	91%	842	130%	902	140%
Trillium Woods ES	542	3		531	98%	678	125%	754	139%
W.C. Little ES	576	3		626	109%	870	151%	1081	188%
Total	2,897	14		3,067	106%	3,909	135%	4,283	148%
Pupils Over/Under Capacity				170		1,012		1,386	

* RT - Regular Track

** FI - French Immersion

Enrolment and Utilization

Within the southwest Barrie elementary review area, the schools meet or exceed capacity. Assikinack PS, Holly Meadows ES, Trillium Woods ES, and W.C. Little ES are proposed to hold the new growth anticipated in the southwest Barrie annex lands (Salem) until such time as a capital priority for a new school is approved to accommodate the growth. By 2031, it is anticipated an additional 1,000 elementary students will be generated due to growth in the Salem Secondary Plan. This area of Barrie is considered an intensification node. The growth will create long term accommodation pressures. A capital priority addition onto Ardagh Bluffs PS was submitted to the MOE. This addition is required in order to keep pace with accommodating students from the growth intensification areas.

Enrolment Projections to 2032									
Elementary School	OTG 2021	Portables 2021	Program	2021		2027		2032	
				Students	Utilization	Students	Utilization	Students	Utilization
Algonquin Ridge ES	527	0		508	96%	622	118%	736	140%
Allandale Heights PS	352	1		386	110%	688	195%	776	220%
Assikinack PS	337	2		349	104%	510	151%	646	192%
Hewitt's Creek PS	573	4		669	117%	768	134%	966	169%
Hyde Park PS	533	7		641	120%	789	148%	826	155%
Mapleview Heights ES	611	0		528	86%	837	137%	1076	176%
Warnica PS	337	0	1-8 FI**	292	87%	298	88%	297	88%
Willow Landing ES	596	1		534	90%	784	132%	963	162%
Total	3,866	15		3,907	101%	5,294	137%	6,285	163%
Pupils Over/Under Capacity				41		1,428		2,419	

* RT - Regular Track

** FI - French Immersion

Enrolment and Utilization

Within the southeast central elementary review area, overall the schools meet or exceed capacity. Lake Simcoe PS opened in September 2016 and helped to alleviate pressures at Alcona Glen ES and Goodfellow PS. Boyne River PS in Alliston opened in September 2017, which has helped to alleviate pressures at Cookstown Central PS. Capital priority submissions to construct an addition onto Lake Simcoe PS and Killarney Beach PS have been approved by the MOE. These additions are required in order to keep pace with accommodating students from the growth areas. The board is actively looking to secure school site(s) within the proposed new Orbit community of Alcona and will be recommending a new school capital priority re-submission.

Enrolment Projections to 2032				2021		2027		2032	
Elementary School	OTG 2021	Portables 2021	Program	Students	Utilization	Students	Utilization	Students	Utilization
Alcona Glen ES	622	7		796	128%	969	156%	993	160%
Cookstown Central PS	559	2		585	105%	598	107%	606	108%
Goodfellow PS	504	9	JK-8 RT*	400	79%	491	97%	500	99%
			1-8 FI**	244	48%	261	52%	260	52%
			Sum	644	128%	752	149%	760	151%
Innisfil Central PS	196	4		254	130%	407	208%	508	259%
Killarney Beach PS ***	340	2		350	103%	468	138%	493	145%
Lake Simcoe PS ****	412	6		540	131%	669	111%	685	114%
Sunnybrae PS	432	0		372	86%	375	87%	373	86%
Total	3,065	30		3,541	116%	4,238	123%	4,417	128%
Pupils Over/Under Capacity				476		983		1,162	

* RT - Regular Track

** FI - French Immersion

*** Killarney Beach PS OTG adjusted by 187 pp in 2027

**** Lake Simcoe PS OTG adjusted by 190 pp in 2027

Enrolment and Utilization

Within the southeast elementary review area, most schools exceed capacity. Two new elementary schools were approved by the MOE in the community of Bradford and are currently under construction with opening dates planned for September 2022. Attendance boundaries have been established. Additionally, a school site has been identified within the Bond Head secondary plan area. Sir William Osler PS will be required to be included in the larger accommodation strategy for new growth within Bradford.

Enrolment Projections to 2032									
Elementary School	OTG 2021	Portables 2021	Program	2021		2027		2032	
				Students	Utilization	Students	Utilization	Students	Utilization
Chris Hadfield PS	507	18		938	185%	705	139%	705	139%
Fieldcrest ES	516	21		954	185%	812	157%	800	155%
Fred C. Cook PS	412	6		521	126%	385	93%	398	97%
Hon. Earl Rowe PS	219	0		200	91%	184	84%	182	83%
Sir William Osler PS	173	0		176	102%	178	103%	197	114%
W.H. Day ES	559	12	JK-8 RT	489	87%	408	73%	428	77%
			1-8 FI	300	54%	259	46%	279	50%
			Sum	789	141%	667	119%	707	126%
New Bradford North es *	501		JK-8 RT			413	82%	427	85%
			1-8 FI			231	46%	274	55%
			Sum			644	129%	701	129%
New Bradford South es **	599					629	105%	658	110%
Total	2,386	57		3,578	150%	4,204	121%	4,348	125%
Pupils Over/Under Capacity				1,192		718		862	

* RT - Regular Track

** FI - French Immersion

* Capacity amended in 2022 for new North Bradford es

** Capacity amended in 2022 for new South Bradford es

Enrolment and Utilization

Secondary:

Over the past five years, the board has secured approvals for projects to address the needs of the secondary panel. These projects enable the board to “right-size” the facilities with the enrolment of the communities involved.

A capital priority to replace Banting Memorial HS school was approved by the MOE in January 2022. The capital priority submission was a staged approach whereby a new secondary school was also requested for Bradford community. Secondary attendance boundary changes will be necessary to balance enrolment within the south portion of Simcoe County.

Nottawasaga Pines SS is currently under utilized. Students generated from the Salem Secondary Plan development in Barrie will be held at Nottawasaga Pines SS until such time as a new secondary school is built in southwest Barrie.

Maple Ridge SS opened in September 2021 with Grade 9 and Grade 10 students. The opening of the new school will alleviate the accommodation pressures at Innisdale SS. The Hewitt’s Secondary Plan is expected to generate an additional 1,200 secondary students. The Salem Secondary Plan is expected to generate an additional 500 secondary students. A public secondary site has been designated in the Salem Secondary Plan.

The Northwest secondary schools are experiencing both facility condition and future accommodation pressures. A future capital priority to replace Collinwood CI is being recommended, as well as a future new Wasaga Beach secondary growth school.

Within the secondary panel, enrolment for the past few years has been relatively stable year over year. In the 2021 school year, the board’s enrolment increased by five percent (approximately 740 secondary students) over the prior year. The enrolment growth in the secondary panel was not altered as a result of COVID-19.

Enrolment and Utilization

Enrolment Projections to 2032									
Secondary School	OTG 2021	Portables 2021		2021		2027		2032	
				Students	Utilization	Students	Utilization	Students	Utilization
Banting Memorial HS	1,491	0	RT*	1,513	101%	1,535	103%	1,945	130%
			FJ**	41		121	8%	124	8%
			Sum	1,554	104%	1,656	111%	2,069	139%
Barrie North CI	1,229	0	RT*	1,165	95%	1,219	99%	1,323	108%
			FJ**	45		224	18%	211	17%
			Sum	1,210		1,443	117%	1,534	125%
Bear Creek SS	1,407	8		1,535	109%	1,617	115%	1,992	142%
Bradford District HS	1,113	6		1,247	112%	1,665	150%	1,965	177%
Collingwood CI	1,260	3	RT*	1,352	107%	1,294	103%	1,577	125%
			FJ**	48		167	13%	170	13%
			Sum	1,400		1,461	116%	1,747	139%
Eastview SS	1,227	4		1,299	106%	1,129	92%	1,246	102%
Elmvale District HS***	516	5		594	111%	612	119%	733	142%
Georgian Bay District SS	984	0	RT*	885	90%	947	96%	1,069	109%
			FJ**	32		69	7%	70	7%
			Sum	917		1,016	103%	1,139	116%
Innisdale SS	1,122	13	RT*	1,312	117%	929	83%	1,371	122%
			FJ**	75	7%	192	17%	202	18%
			Sum	1,387	124%	1,121	100%	1,573	140%
Maple Ridge SS	1,005	0		467		1,117	111%	1,225	122%
Nantyr Shores SS	1,152	3	RT*	1,285	112%	1,420	123%	1,889	164%
			FJ**	51		123	11%	193	17%
			Sum	1,336		1,543	134%	2,082	181%
Nottawasaga Pines SS	906	0		713	79%	886	98%	1,057	117%
Orillia SS	1,110	0		1,188	107%	1,287	116%	1,556	140%
Stayner CI****	395	3		414	105%	399	101%	443	112%
Twin Lakes SS	966	0	RT*	750	78%	691	72%	733	76%
			FJ**	21		68	7%	65	7%
			Sum	771		759	79%	798	83%
Banting Memorial Replacement School*****	1,288								
Total	15,883	45		16,031	107%	17,711	111%	21,158	134%
Pupils Over/Under Capacity				48		1,931		5,378	

* RT - Regular Track

** FJ - French Immersion

*** Enrolment amended for Grade 7 and 8 students attending Elmvale DHS

**** Enrolment amended for Grade 7 and 8 students attending Stayner CI

***** Capacity amended in 2027 for Banting Memorial Replacement school

Enrolment and Utilization

The Learning Centres in the SCDSB provide Adult and Continuing Education programs for learners of all ages and abilities with opportunities to discover new knowledge, develop new skills and to achieve personal learning goals. This investment in lifelong learning supports student pathways, increases employability and improves career options. The Learning Centres provide varied programming, including:

- secondary school credits through day, night, summer and correspondence;
- upgrading programs for adults;
- after school/summer literacy and numeracy programs for students;
- job search and employment services through the Career Centre;
- international and Indigenous language programs for elementary students;
- Newcomer Welcome Centre services;
- English as a Second Language for Adults; and,
- Personal Support Worker Certification program and more.

Learning Centre campuses are located throughout Simcoe County in Alliston, Barrie, Bradford, Collingwood, North Simcoe, Orillia, and Wasaga Beach. Additionally, SCDSB Adult and Continuing Education delivers highly successful education programming at the Central North Correction Centre in Penetanguishene.

Adult and Continuing Education Course Enrolments - 2020-2021			
	Course Enrolments September to June	Course Enrolments Summer July to August	Total Course Enrolments
Secondary School Credit Course Enrolments			
Day School Credit Courses	427	64	491
Night School Classroom Delivered Courses	403		403
Correspondence Courses	2,053	195	2,248
eLearning Courses	548	2,254	2,802
Summer School Credit Courses			
Credit Recovery		242	242
Co-operative Education		194	194
		48	48
Total Secondary School Course Enrolments for Credit	3,431	2,755	6,186
Non-credit Course Enrolments			Course Enrolments
English Second Language (ESL)			436
Literacy and Essential Skills (LES)			427
Total Non-credit Course Enrolments			863
Total all Course Enrolments			7,049

Enrolment and Utilization

Simcoe Shores SS provides flexible learning opportunities in 10 communities in Simcoe County. These include Alliston, North Barrie, South Barrie, Bradford, Collingwood, Essa, Innisfil, Midland, Orillia and Wasaga Beach. Each community has a variety of programming that includes face-to-face classes, eLearning, and co-operative education and outreach opportunities for students 16-21 years of age. Simcoe Shores SS partners with the Georgian Bay Native Friendship Centre in Midland to provide a learning space for our Indigenous community of learners. Simcoe Shores SS is an ideal environment for students who may have struggled in a larger school setting, benefit from smaller classes, program flexibility and a shorter school day. Students receive support transitioning into continued learning opportunities to:

- secondary school;
- Adult and Continuing Education Centres;
- workplace;
- apprenticeships; and,
- college and/or university.

2021 Simcoe Shores SS Enrolment					
	Grade 9	Grade 10	Grade 11	Grade 12	Total
7th Fire Campus			8	14	22
Alliston Campus		1	1	28	30
Barrie North Campus		1	12	46	59
Barrie South Campus		2	9	58	69
Bradford Campus		2	3	20	25
Collingwood Campus			7	19	26
Essa Campus			3	14	17
Innisfil Campus		1	2	23	26
Midland Campus		3	3	35	41
Orillia Campus	1	4	8	66	79
Wasaga Beach Campus			3	23	26
Total	1	14	59	346	420



Section 3

Programming


Programming ensures that students at all academic levels can achieve their maximum potential. SCDSB has an enriched variety of programming opportunities. Within the elementary panel, the board has implemented a French Immersion program, outdoor inquiry and leadership education, early learning initiatives, experiential learning, environmental strategies, music, technological classes, and enhanced special education. Within the secondary panel, a concentrated effort has been placed on upgrading and enhancing programming to align with technological advancement and market trends. These programming and partnership initiatives align with the board's strategic priorities.

The following link navigates the programming offerings and their locations throughout the county.

The StoryMap explores program information and locations of the following programs:

[CLICK HERE TO VIEW THE STORYMAP](#)

- French Immersion, elementary and secondary panels
- Extended French, secondary panel
- Special Education
- Specialized Secondary Program Offerings



Elementary and Secondary Programs

French Immersion/Extended French

To meet the needs and preferences of students and families in Simcoe County, French Immersion was introduced in 2013. Uptake in the program has been significant, putting pressure on school utilization and English track programming. To ensure French Immersion programs can be accommodated, the board has and will continue to use the following accommodation strategies:

- divided into primary and junior/intermediate cohorts at two schools;
- a single track program (French only school);
- reallocating feeder schools; and,
- adding a new program to a community.

There are three new program strategies underway:

- within the Bradford community, a new French Immersion program will be offered upon opening of the new North Bradford ps in September 2022;
- within the south Barrie area, a program review is currently underway to realign elementary feeder schools at Warnica PS; and,
- a Program Review will commence in the 2022 school year focusing on aligning elementary and secondary French Immersion feeder schools.

Indigenous Programming

SCDSB provides direct support to the approximately 2,500 students in both elementary and secondary schools, who have voluntarily self-identified as being First Nation, Métis or Inuit.

SCDSB continues to offer alternative, culturally based programs and Ojibwe language instruction. This year the board provided the following resources and programs:

- student leadership, community gatherings and land based education;
- professional learning on the revised Indigenous Focused Secondary curriculum;
- a monthly Indigenous Education newsletter for staff learning and sharing;
- ongoing cultural awareness training for teachers, including Reconciliation training, and, ensuring that Indigenous Ways of Knowing and Being are embedded in professional learning sessions; and,
- the purchase of the Indigenous Peoples Atlas and accompanying giant floor map to educate students and staff with the intent of learning and working towards reconciliation.

In 2022, all Grade 11 English compulsory credits will be Understanding Contemporary First Nations, Métis and Inuit Voices supporting the changes that have already been taking place.

Special Education

The SCDSB provides supports and services to approximately 11,000 students, 87 percent in a regular class placement, through an Individual Education Plan (IEP), to ensure students' educational and well-being needs are being met.

Special education programs and placement needs are regularly evaluated to align students' needs with program delivery. When relocating and/or consolidating programs, the following factors are taken into consideration:

- the number of current and projected incoming students in the respective programs;
- facility availability and program requirements;
- staff qualifications;
- the home school location(s) of the students currently in the programs;
- distance travelled for students currently registered in the programs;
- the length of time the programs have been at their current locations; and,
- ensuring the receiving school has the facility requirements to accommodate the new program (i.e. appropriate available specialized classroom space).

There are three new program offerings underway for September 2022:

- within the Barrie community, a new Life Skills program will be offered at Maple Ridge SS;
- within the Barrie community, a new Developmental Skills program will be offered at Mapleview PS; and,
- within the Bradford community, a new Autism Spectrum Disorder program will be offered upon opening of the new Bradford North es.

Secondary Program Facility Renewal

To further support students, a five year plan has been developed to address the programming needs. This plan is based upon the current renewal funding allocation of the MOE. The objective is to upgrade specific technology rooms annually which will help to standardize room design and leverage costing. Upgrades to programs will be carried out in conjunction with renewal needs and it is anticipated that the roll out of these upgrades will be a multi-year process. To date, 83 percent of the specialty rooms in the system have been updated.

The following programs are being recommended for review and upgrading as funding permits:

- science classroom inventory resulting in recommended upgrades multi-year rollout;
- family studies;
- drama;
- music; and,
- other technology rooms as required.

Early Years and Child Care Facilities and Services

The SCDSB continues to work in collaboration with the MOE Early Years and Child Care Division, The Simcoe Muskoka District Health Unit, County of Simcoe Children’s Services and Licensed Child Care operators to support the operation of child care centres and Before and After School programs.

All child care programs in the SCDSB are operated by non-profit, established community licensed child care operators. Child care programs located in schools are licensed by the MOE to ensure compliance with regulations under the *Child Care and Early Years Act, 2014* and other applicable acts governing the operation of licensed child care.

Environmental Education



Sustainability:

The SCDSB is dedicated to environmental programs and practices that promote environmental stewardship and sustainability. Policy 2325 - Environmental Policy, was updated to reflect current trends in sustainable school operations and incorporate all pillars of sustainability including environmental, social and economic systems. Continued development and implementation of sustainability principles, programs and procedures will include establishing a central advisory committee to meet the SCDSB’s commitment to environmental stewardship and sustainability.

Some of the initiatives include:

- environmental education;
- Ontario EcoSchools;
- environmental committees;
- environmental investment plan; and,
- active transportation.





Section 4

Facilities

With an inventory of over six million square feet, accommodating over 53,000 students, facilities must operate efficiently and consistently to ensure schools are open and available for student learning.

New SCDSB facilities feature the highest standards of the built environment achievable within the public system. Bright, comfortable and safe spaces provide optimum learning environments. To achieve this, emphasis is placed on building operation systems, spatial design, component upgrades and maintenance, renovations, additions, and new schools.

The interactive Facilities Dashboard provides the following facility information:

- number of Facilities and their location;
- Facility Condition Index (FCI);
- municipal servicing;
- building age; and,
- accessibility of the building.

[CLICK HERE TO VIEW THE DASHBOARD](#)

Facilities Dashboard 2021-2022

Facility Condition | Elementary Planning Area | Secondary Planning Area | Accessibility

School List

- Ajdala Central PS
- Admiral Collingwood ES
- Alcona Glen ES
- Algoma Ridge ES
- Allandale Heights PS
- Allison Union PS
- Andrew Hunter ES
- Angus Morrison ES
- Arden Park PS
- Ashknack PS
- Barting Memorial HS
- Barrie North CI
- Baxter Central PS
- Bayview PS
- Bea Crest SS

Elementary Schools
88
Out of 88 Elementary Schools

Secondary Schools
15
Out of 15 Secondary Schools

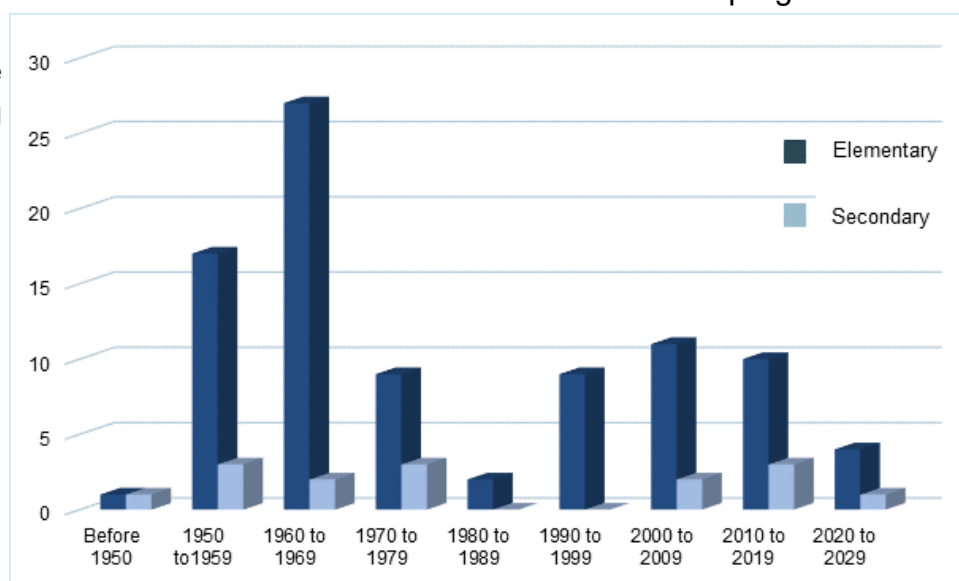
80 Schools Connected
Municipal Sewer Servicing

89 Schools Connected
Municipal Water Servicing

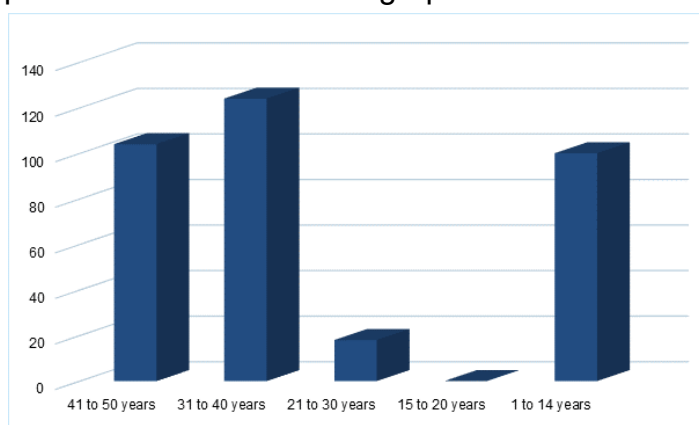
Simcoe County District School Board

Facilities

Facility condition and program space have a direct correlation to the age of buildings. Throughout each decade of construction, buildings have a tendency to reflect different architectural eras and philosophies. Schools built in the 1960s were designed as small schools with large classrooms, bright windows, and minimal ancillary spaces such as gyms and libraries. In the 1970s, schools were designed to have open concept teaching, gathering areas, and an overall openness to them. Windows were minimized to mitigate learning distractions, as well as to improve energy efficiency. Volume of construction also had an influence on the quality of buildings being constructed, with the 1950s and 1960s being fast growing construction years to keep up to the needs of baby boomers. As depicted in the charts below, the majority of SCDSB building stock was constructed in the 1950s and 1960s. Renewal and program retrofit needs are particularly high, based upon half of the elementary facilities being fifty years or older.



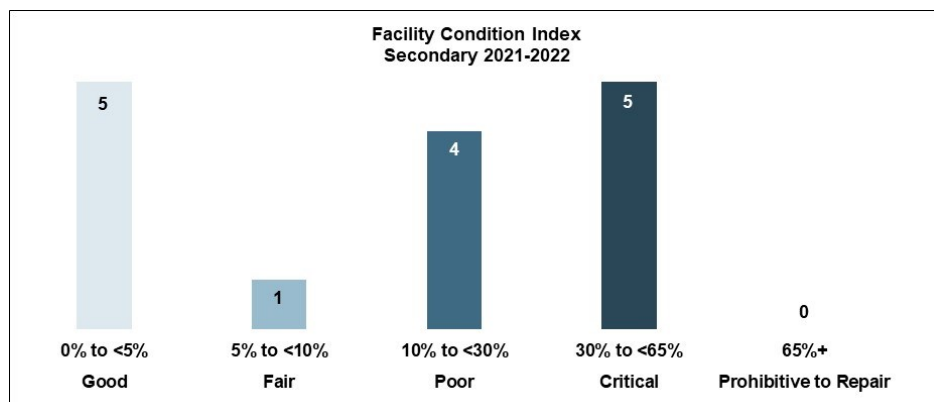
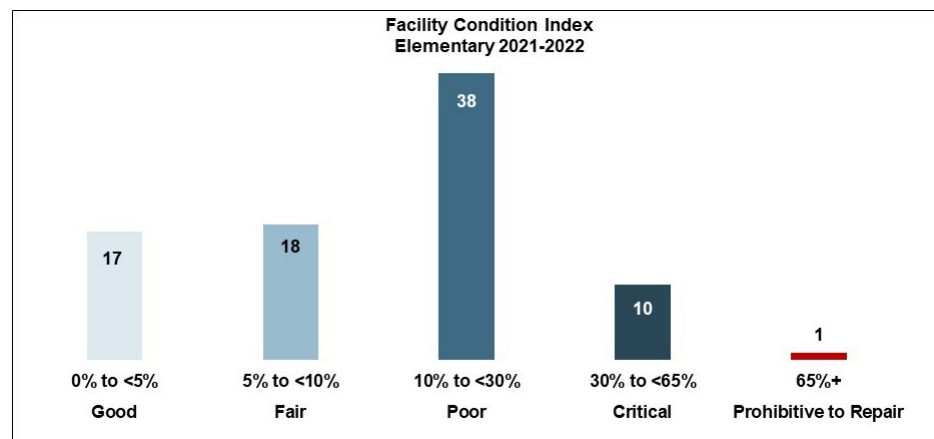
The majority of SCDSB portables are between 30 to 40 years of age. Significant renewal needs are required to maintain this fleet. A portable renewal plan has been created with the expectation to refurbish older portables and purchase new ones as student enrolment continues to grow. This renewal plan is to ensure portables are safe learning spaces that meet the needs of educators and students.



Recommended Capital Priorities

The overall age of the SCDSB building inventory is directly reflected in the large overall renewal needs of the system's facilities. In the past several years, the board has been allocated approximately \$20 million to replace building components. The allocation provided is only able to rectify less than 16 percent of the overall renewal needs. Over the long-term, the board's five year Facility Renewal Needs (FCI) are \$200 million dollars. The following charts represent the elementary and secondary five year renewal needs. Within standardized building condition reporting, there are five ratings placed upon a building to determine the overall life expectancy. The ratings range from good to Prohibitive To Repair (PTR), with PTR depicting the cost of replacing qualifying components greater than 65 percent of the overall building.

Currently, there is one elementary school, Shanty Bay PS, with a PTR repair rating. There are 10 elementary schools and five secondary schools which have reached a critical to repair rating, including: Allandale Heights PS, Couchiching Heights PS, Goodfellow PS, Innisfil Central PS, Moonstone ES, Oakley Park PS, Orchard Park PS, Steele Street PS, Tecumseth South Central PS, Warminster ES, Banting Memorial HS, Collingwood CI, Eastview SS, Innisdale SS, and Stayner CI. A significant number of SCDSB buildings fall within the poor rating.



Renewal

Every year, renewal dollars are strategically allocated to prevent system failure or safety concerns. As the board continues to align enrolment with school accommodation, facility condition becomes an increasingly important part of the overall accommodation strategy. The following charts outline the two funding streams, School Condition Improvement (SCI) and Renewal funding allocations by school.

Renewal Allocations	2019-2020 SCI Allocation: \$10,663,477	2019-2020 Annual Renewal Allocation: \$8,302,230	2019-2020 Proceeds of Disposition	2020-2021 SCI Allocation: \$11,303,820	2020-2021 Annual Renewal Allocation: \$8,529,582	2020-2021 Proceeds of Disposition	2021-2022 SCI Allocation: \$12,860	2021-2022 Annual Renewal Allocation: \$5,600,000	2021-2022 Proceeds of Disposition
School	Spent Funds	Spent Funds	Spent Funds	Spent Funds	Spent Funds	Spent Funds	Allocated Funds	Allocated Funds	Allocated Funds
Adjala Central PS	\$22,035	\$65,658							
Admiral Collingwood ES		\$2,133			\$106,947				
Alcona Glen ES	\$429,350	\$309,637		\$17,256	\$11,330				
Algonquin Ridge ES	\$2,184		\$378,281			\$22,906		\$100,000	
Allandale Heights PS	\$199,616	\$79,925			\$1,200,329				
Alliston Union PS		\$4,311			\$2,355				
Andrew Hunter ES	\$404,595	\$83,571		\$13,752					
Angus Morrison ES		\$41,524			\$531,086				
Ardagh Bluffs PS					\$6,482		\$1,100,000		
Assikinack PS		\$26,263	\$245,204	\$670,097		\$38,877			
Baxter Central PS		\$20,039							
Bayview PS	\$2,580	\$6,939							
Birchview Dunes ES	\$707	\$7,054			\$6,750				
Boyne River PS									
Brechin PS		\$42,454							
Cameron Street PS		\$150,000			\$41,654				
Chris Hadfield PS		\$92,237			\$247,983				
Clearview Meadows ES	\$300,000								
Codrington PS		\$43,818			\$8,418				
Coldwater PS	\$794,288	\$85,570		\$135,984					
Connaught PS	\$196,320						\$600,000		
Cookstown Central PS	\$17,083	\$272,437		\$158,691	\$191,323				
Couchiching Heights PS	\$45,772	\$344,257			\$312,871				
Cundles Heights PS		\$140,804		\$648,869					
East Oro PS	\$359,578	\$5,144		\$126,177					
Emma King ES	\$114,521	\$41,865		\$5,245					
Ernest Cumberland ES	\$320,336	\$24,396			\$18,101		\$1,000,000		
Ferndale Woods ES	\$235,384	\$25,387						\$995,000	
Fieldcrest ES	\$685,310			\$66,525					
Forest Hill PS	\$259,162	\$27,128		\$35,556	\$32,373			\$75,000	
Fred C. Cook PS									
Goodfellow PS					\$224,317		\$350,000	\$265,000	
Guthrie PS	\$8,556	\$5,517					\$620,000		
Harriett Todd PS			\$424,712		\$72,371	\$2,022			
Hewitt's Creek PS									
Hillcrest PS		\$21,125							
Hillsdale ES	\$20,335	\$459			\$99,655		\$175,000	\$250,000	
Holly Meadows ES		\$260,273		\$1,111,772				\$100,000	
Hon. Earl Rowe PS	\$14,725	\$123,024		\$4,686	\$294,526				
Huron Park PS		\$13,025			\$11,644				
Huron Centennial ES	\$7,014								
Hyde Park PS									
Innisfil Central PS	\$201,497			\$260,856					
James Keating ES		\$30,420			\$27,175				
Johnson Street PS	\$326,747	\$86,588		\$39,846					
Killamey Beach PS	\$281,681	\$29,737		\$51,485					
Lake Simcoe PS								\$65,000	
Lions Oval PS	\$10,294	\$41,242		\$4,573	\$1,144			\$100,000	
Maple Grove PS		\$5,872							
Mapleview Heights ES	\$134,647			\$16,681					\$250,000

Renewal

Renewal Allocations	SCI 2019-2020 Allocation: \$10,663,477	2019-2020 Annual Renewal Allocation: \$8,271,099	2019-2020 Proceeds of Disposition	2020-2021 SCI Allocation: \$11,303,820	2020-2021 Annual Renewal Allocation: \$8,529,582	2020-2021 Proceeds of Disposition	2021-2022 SCI Allocation: \$12,860	2021-2022 Annual Renewal Allocation: \$5,600,000	2021-2022 Proceeds of Disposition
Marchmont PS	\$8,553	\$4,553		\$443,651					
Minesing Central PS	\$340	\$677,586			\$32,275				
Moonstone ES		\$43,773			\$6,111				
Mountain View ES	\$61,457		\$1,297						
Mundy's Bay PS	\$214,447	\$11,307							
New Lowell Central PS	\$1,056,101	\$21,390		\$44,438	\$23,181				
Nottawa ES	\$306,631	\$6,071		\$199,950				\$150,000	
Nottawasaga/Creemore PS							\$350,000		
Oakley Park PS	\$101,109								
Orchard Park PS	\$164,779	\$6,405		\$8,836					
Pine River ES	\$26,306				\$16,009			\$200,000	
Portage View PS		\$34,553						\$300,000	
Rama Central PS	\$8,556	\$73,858							
Regent Park PS	\$336,126								
Severn Shores PS								\$100,000	
Shanty Bay PS									
Sir William Osler PS		\$21,916			\$35,445				
Steele Street PS		\$20,876			\$131,518		\$650,000		
Sunnybrae PS	\$137,691	\$8,254		\$3,493			\$2,000,000		
Tay Shores PS	\$613	\$21,862			\$2,500				
Tecumseth Beeton ES	\$13,439	\$1,025,929			\$59,190				
Tecumseth South Central PS	\$8,556	\$78,772			\$5,865				
Terry Fox ES									
Tosorontio Central PS	\$190,859				\$168,692				
Tottenham PS				\$766,511	\$21,612				
Trillium Woods ES	\$119,757								
Uptergrove PS	\$527,329	\$30,776	\$82,952	\$499,453		\$448,487	\$315,000		
W.C. Little ES	\$167,804	\$5,020		\$63,069	\$5,302			\$150,000	
W.H. Day ES	\$217	\$221,666		\$420,571	\$15,978				
W.R. Best Memorial PS	\$15,986	\$331,639		\$35,155	\$83,386		\$1,400,000	\$400,000	
Warminster ES	\$163,516	\$73,552		\$23,355					\$400,000
Wamica PS		\$13,025							
West Bayfield ES	\$456,151			\$171,248	\$152,222				
Willow Landing ES	\$517,036			\$39,820					
Worsley ES	\$391,232	\$1,298		\$18,767					
Wyevale Central PS	\$106,928	\$8,884		\$9,290					
Banting Memorial HS	\$20,491				\$82,248		\$250,000		
Barrie North CI					\$227,957				
Bear Creek SS	\$336,520	\$17,495		\$34,860	\$94,587			\$600,000	
Bradford District HS			\$568,388		\$303,396	\$251,776	\$1,500,000	\$600,000	
Collingwood CI		\$46,521		\$116,605	\$326,034		\$250,000		
Eastview SS	\$2,071,016	\$21,729		\$1,825,597	\$2,248			\$2,500,000	
Elmvale DHS					\$573,669				
Georgian Bay District SS									
Innisdale SS		\$1,282,560		\$848,683	\$48,831				
Maple Ridge SS									
Nantyr Shores SS	\$1,260	\$566,430		\$646,300	\$178,521				
Nottawasaga Pines SS		\$19,947			\$17,918			\$1,650,000	
Orillia SS					\$14,914				
Stayner CI	\$240,228			\$10,244	\$559,282				
Twin Lakes SS		\$1,542,449			\$664,894		\$2,300,000	\$250,000	

School Accessibility

The *Accessibility For Ontarians With Disabilities Act* (AODA) provides direction to improve accessibility across the province. The Ontario Building Code dictates how buildings are to meet the accessibility requirements.

The board has developed a simplified rating system in order to evaluate the accessibility of any given school. This evaluation assists board staff in determining, at a high level, what capital needs are required throughout the board to create a fully accessible environment. The rating system looks at five main items, exterior site access, travel within the school, barrier-free group washrooms, barrier-free single washrooms, and the provision of a universal washroom.

Funding for removing barriers and creating a fully accessible built environment has been provided through the board's annual renewal funding allocation. All major capital projects address every aspect possible of the accessibility requirements, including anticipating future updates to the Ontario Building Code. It is estimated that the SCDSB will only achieve 86 percent compliance by 2025, with the current level of capital improvements the board is allotted. It is hoped that the MOE recognizes the capital needs associated with fulfilling this mandate. Compliance will be monitored, and if staff is not able to make significant progress with the current funding model, a capital priority will be submitted to rectify the schools where compliance requires a substantial capital cost.

Environmental Sustainability

The board has several environmental sustainable initiatives to support healthy learning environments and resilient learning environments.

Energy Conservation and Demand Management Plan

The 2019 ECDM sets out the following energy intensity reduction conservation goals for the next five fiscal years in 33 facilities and prioritizes schools with high energy savings potential. The scope of the energy efficiency retrofits and control improvements include audits, testing (electrical, heating, ventilation, and air conditioning [HVAC]), design of measures, ventilation system upgrades, lighting retrofits to LED (including portables), portables HVAC controls and reprogramming, and, commissioning, monitoring and performance verification.

Optimizing Air Quality in Schools

The board received provincial and federal funding to optimizing air quality in schools, to support healthy and safe learning environments for students and staff. The board's strategy was to optimize ventilation and filtration system performance to help reduce transmission risk, improve heating, ventilation and air conditioning equipment functionality and enhance indoor air quality in schools as well as portables.

COVID-19 Resilience Infrastructure Stream (CVRIS)

The Ministry announced the opening of the CVRIS fund, with the intent to protect the health and well-being of students, staff and children in schools and co-located child care facilities. The approved projects, which will be completed by spring 2022 include the addition of mechanical ventilation at seven schools, replacement of ventilation systems in 12 schools, replacement of 17 portables, refurbishment of an additional 6 portables, replacement of 50 portable unit ventilators, installation of over 100 new bottle filling stations, and installation of 840 auto-door hold open devices at 95 schools.

Environmental Sustainability

Mercury Lamp Recycling:

A new board-wide fluorescent lamp recycling program commenced in April 2021. Through this initiative, it is anticipated that the SCDSB will recycle approximately 6,500 lamps – diverting 11,000 to 22,000mg of mercury from local landfills each year.

Electric Vehicle (EV) Charging Stations:

Electric vehicles emit less greenhouse gases and air pollutants than non-electric vehicles; however, a lack of community charging stations may discourage individuals from purchasing an EV. Access to localized and visible charging infrastructure is essential to promote EV use in Simcoe County. The SCDSB has installed a dual connector, level two EV charging stations at the Education Centre in Midhurst. Further, all new SCDSB school sites will be prepared with electrical capacity and conduit for future EV charging opportunities.

Waste Management:

Consistent waste practices, including education and outreach, are necessary for reduction and proper diversion. Currently, all County of Simcoe and City of Orillia schools have access to organics diversion programs. The Ontario Food and Organic Waste Framework in 2017, requires an organics diversion programs at all SCDSB sites by 2023. Organic diversion within the City of Barrie still requires negotiation in order to comply.

Contact Us:

Simcoe County District School Board
Education Centre
1170 Hwy 26, Midhurst ON L9X 1N6
P: 705-728-7570
F: 705-728-2265



www.scdsb.on.ca



twitter.com/SCDSB_Schools



facebook.com/SCDSB



instagram.com/SCDSB